

RESOLUTION 2023-17

A RESOLUTION ADOPTING THE FINAL BUDGETS
OF THE SPRING LAKE IMPROVEMENT DISTRICT
FOR FISCAL YEAR 2024

WHEREAS, the Spring Lake Improvement District (hereinafter “District”) was created by the Florida Legislature and codified in Chapter 1971-669, Laws of Florida, as amended by Chapter 2005-342, Laws of Florida, as amended by Chapter 2012-264, Laws of Florida, pursuant to the authority granted therein and;


WHEREAS, the District Manager has heretofore prepared and submitted to the Board, for approval, the District’s proposed General Fund, Water Fund, Lot Mowing Fund ,and Wastewater Fund Budgets for the ensuing fiscal year; and

WHEREAS, a public hearing had been held on August 9, 2023 at which members of the general public were accorded the opportunity to speak prior to the adoption of the final budget;

NOW, THEREFORE, BE IT RESOLVED BY THE
BOARD OF SUPERVISORS OF THE SPRING LAKE
IMPROVEMENT DISTRICT;

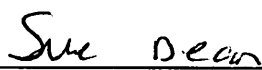
1. The Budgets heretofore submitted to and approved by the Board are hereby adopted as the final General Fund, Water Fund, Lot Mowing Fund, and Wastewater Fund Budgets of the District for Fiscal Year 2024.
2. A verified copy of said final Budgets shall be attached as an exhibit to this Resolution in the District’s “Official Record of Proceedings”.

Adopted this 13th day of September, 2023.




Kay Gorham, Board Chair

Attest:



Sue Dean, Secretary



Spring Lake Improvement District
Statement of Revenues and Expenditures - P&L Board Report
001 - General Fund
From 10/1/2023 Through 9/30/2024

	Current Year - Actual	YTD Budget - Original	YTD Budget - Revised	Total Budget	Total Budget - Variance	%
Income						
TAX ASSESSMENTS						
Drainage Assessments	0.00	343,214.00	0.00	343,214.00	(343,214.00)	0.00%
General Govt. Assessments	0.00	397,913.00	0.00	397,913.00	(397,913.00)	0.00%
St Light Assessments	0.00	128,975.00	0.00	128,975.00	(128,975.00)	0.00%
Mosquito Assessment	0.00	34,530.00	0.00	34,530.00	(34,530.00)	0.00%
Parks Assessments	0.00	211,768.00	0.00	211,768.00	(211,768.00)	0.00%
Total TAX ASSESSMENTS	0.00	1,116,400.00	0.00	1,116,400.00	(1,116,400.00)	0.00%
BILLING						
County Right of Ways	0.00	4,353.00	0.00	4,353.00	(4,353.00)	0.00%
Total BILLING	0.00	4,353.00	0.00	4,353.00	(4,353.00)	0.00%
OTHER REVENUE SOURCES						
Interest Income	0.00	1,600.00	0.00	1,600.00	(1,600.00)	0.00%
Building Lease	0.00	6,190.00	0.00	6,190.00	(6,190.00)	0.00%
Surplus Funds Forward	0.00	30,000.00	0.00	30,000.00	(30,000.00)	0.00%
Total OTHER REVENUE SOURCES	0.00	37,790.00	0.00	37,790.00	(37,790.00)	0.00%
Total Income	0.00	1,158,543.00	0.00	1,158,543.00	(1,158,543.00)	0.00%
Expenses						
PERSONNEL						
Salaries	0.00	382,500.00	0.00	382,500.00	382,500.00	0.00%
FICA	0.00	29,235.00	0.00	29,235.00	29,235.00	0.00%
Pension	0.00	22,929.00	0.00	22,929.00	22,929.00	0.00%
Health Insurance	0.00	80,093.00	0.00	80,093.00	80,093.00	0.00%
Worker's Compensation	0.00	16,875.00	0.00	16,875.00	16,875.00	0.00%
Unemployment	0.00	2,250.00	0.00	2,250.00	2,250.00	0.00%
Total PERSONNEL	0.00	533,882.00	0.00	533,882.00	533,882.00	0.00%
MANAGEMENT						
Supervisor Fees	0.00	2,400.00	0.00	2,400.00	2,400.00	0.00%
Audit	0.00	10,000.00	0.00	10,000.00	10,000.00	0.00%
Accounting	0.00	12,000.00	0.00	12,000.00	12,000.00	0.00%
Travel	0.00	5,000.00	0.00	5,000.00	5,000.00	0.00%
Portal Hosting & Support	0.00	3,500.00	0.00	3,500.00	3,500.00	0.00%
Legal Advertising	0.00	400.00	0.00	400.00	400.00	0.00%
Planning & Development	0.00	5,000.00	0.00	5,000.00	5,000.00	0.00%
Memberships	0.00	3,300.00	0.00	3,300.00	3,300.00	0.00%
Training and Conferences	0.00	16,500.00	0.00	16,500.00	16,500.00	0.00%
Attorney	0.00	5,600.00	0.00	5,600.00	5,600.00	0.00%
Engineering	0.00	18,000.00	0.00	18,000.00	18,000.00	0.00%

Spring Lake Improvement District
Statement of Revenues and Expenditures - P&L Board Report
001 - General Fund
From 10/1/2023 Through 9/30/2024

	Current Year - Actual	YTD Budget - Original	YTD Budget - Revised	Total Budget	Total Budget - Variance	%
SL Breeze	0.00	4,500.00	0.00	4,500.00	4,500.00	0.00%
Total MANAGEMENT	0.00	86,200.00	0.00	86,200.00	86,200.00	0.00%
FEES						
Tax Collection Fees	0.00	42,200.00	0.00	42,200.00	42,200.00	0.00%
Recording Fees & Charges	0.00	100.00	0.00	100.00	100.00	0.00%
Total FEES	0.00	42,300.00	0.00	42,300.00	42,300.00	0.00%
OPERATING						
Computer Services	0.00	9,000.00	0.00	9,000.00	9,000.00	0.00%
Refuse Removal	0.00	3,800.00	0.00	3,800.00	3,800.00	0.00%
Pest Control	0.00	600.00	0.00	600.00	600.00	0.00%
Telephone	0.00	7,020.00	0.00	7,020.00	7,020.00	0.00%
Electric - Offices	0.00	3,200.00	0.00	3,200.00	3,200.00	0.00%
District Water Usage	0.00	7,800.00	0.00	7,800.00	7,800.00	0.00%
Insurance	0.00	50,400.00	0.00	50,400.00	50,400.00	0.00%
Office Supplies	0.00	5,600.00	0.00	5,600.00	5,600.00	0.00%
Postage	0.00	400.00	0.00	400.00	400.00	0.00%
Fuel & Lubricants	0.00	30,500.00	0.00	30,500.00	30,500.00	0.00%
Uniform Rental	0.00	5,000.00	0.00	5,000.00	5,000.00	0.00%
Chemicals	0.00	15,000.00	0.00	15,000.00	15,000.00	0.00%
Electric - Pump Station	0.00	10,000.00	0.00	10,000.00	10,000.00	0.00%
Shop Tools and Supplies	0.00	9,000.00	0.00	9,000.00	9,000.00	0.00%
Operating Equipment	0.00	5,500.00	0.00	5,500.00	5,500.00	0.00%
Electric - St Lights	0.00	120,000.00	0.00	120,000.00	120,000.00	0.00%
Electric - Parks & Median Signs	0.00	4,000.00	0.00	4,000.00	4,000.00	0.00%
Total OPERATING	0.00	286,820.00	0.00	286,820.00	286,820.00	0.00%
MAINTENANCE						
Janitorial	0.00	3,600.00	0.00	3,600.00	3,600.00	0.00%
Building Maintenance	0.00	3,000.00	0.00	3,000.00	3,000.00	0.00%
Maintenance-Pump Station	0.00	5,000.00	0.00	5,000.00	5,000.00	0.00%
Maintenance- Canal	0.00	2,500.00	0.00	2,500.00	2,500.00	0.00%
Maintenance - Vehicle	0.00	4,000.00	0.00	4,000.00	4,000.00	0.00%
Maintenance-Parks	0.00	25,000.00	0.00	25,000.00	25,000.00	0.00%
Total MAINTENANCE	0.00	43,100.00	0.00	43,100.00	43,100.00	0.00%
DEBT SERVICE						
Debt-SRF STA Loan	0.00	65,740.00	0.00	65,740.00	65,740.00	0.00%
Debt - FSB Loan Principal	0.00	22,000.00	0.00	22,000.00	22,000.00	0.00%
Debt - FSB Loan Interest	0.00	17,500.00	0.00	17,500.00	17,500.00	0.00%
Total DEBT SERVICE	0.00	105,240.00	0.00	105,240.00	105,240.00	0.00%
RENEWAL & REPLACEMENT						
Renewal & Replacement	0.00	41,000.00	0.00	41,000.00	41,000.00	0.00%

Spring Lake Improvement District
Statement of Revenues and Expenditures - P&L Board Report
001 - General Fund
From 10/1/2023 Through 9/30/2024

	<u>Current Year - Actual</u>	<u>YTD Budget - Original</u>	<u>YTD Budget - Revised</u>	<u>Total Budget</u>	<u>Total Budget - Variance</u>	<u>%</u>
Total RENEWAL & REPLACEMENT	<u>0.00</u>	<u>41,000.00</u>	<u>0.00</u>	<u>41,000.00</u>	<u>41,000.00</u>	<u>0.00%</u>
RESERVE FUNDS						
Unreserved Funds	<u>0.00</u>	<u>20,000.00</u>	<u>0.00</u>	<u>20,000.00</u>	<u>20,000.00</u>	<u>0.00%</u>
Total RESERVE FUNDS	<u>0.00</u>	<u>20,000.00</u>	<u>0.00</u>	<u>20,000.00</u>	<u>20,000.00</u>	<u>0.00%</u>
Total Expenses	<u>0.00</u>	<u>1,158,542.00</u>	<u>0.00</u>	<u>1,158,542.00</u>	<u>1,158,542.00</u>	<u>0.00%</u>
Net Income	<u>0.00</u>	<u>1.00</u>	<u>0.00</u>	<u>1.00</u>	<u>(1.00)</u>	<u>0.00%</u>

Spring Lake Improvement District
Statement of Revenues and Expenditures - P&L Board Report
401 - Water Fund
From 10/1/2023 Through 9/30/2024

	Current Year - Actual	YTD Budget - Original	YTD Budget - Revised	Total Budget	Total Budget - Variance	%
Income						
BILLING						
Water Revenue	0.00	950,265.00	0.00	950,265.00	(950,265.00)	0.00%
Total BILLING	0.00	950,265.00	0.00	950,265.00	(950,265.00)	0.00%
OTHER REVENUE SOURCES						
Interest Income	0.00	2,000.00	0.00	2,000.00	(2,000.00)	0.00%
Miscellaneous Income	0.00	5,000.00	0.00	5,000.00	(5,000.00)	0.00%
Total OTHER REVENUE SOURCES	0.00	7,000.00	0.00	7,000.00	(7,000.00)	0.00%
Total Income	0.00	957,265.00	0.00	957,265.00	(957,265.00)	0.00%
Expenses						
PERSONNEL						
Salaries	0.00	243,698.00	0.00	243,698.00	243,698.00	0.00%
FICA	0.00	18,841.00	0.00	18,841.00	18,841.00	0.00%
Pension	0.00	14,777.00	0.00	14,777.00	14,777.00	0.00%
Health Insurance	0.00	51,615.00	0.00	51,615.00	51,615.00	0.00%
Worker's Compensation	0.00	10,875.00	0.00	10,875.00	10,875.00	0.00%
Unemployment	0.00	1,450.00	0.00	1,450.00	1,450.00	0.00%
Total PERSONNEL	0.00	341,256.00	0.00	341,256.00	341,256.00	0.00%
MANAGEMENT						
Supervisor Fees	0.00	1,800.00	0.00	1,800.00	1,800.00	0.00%
Audit	0.00	10,000.00	0.00	10,000.00	10,000.00	0.00%
Legal Advertising	0.00	300.00	0.00	300.00	300.00	0.00%
Memberships	0.00	2,500.00	0.00	2,500.00	2,500.00	0.00%
Training and Conferences	0.00	5,000.00	0.00	5,000.00	5,000.00	0.00%
Attorney	0.00	4,200.00	0.00	4,200.00	4,200.00	0.00%
SL Breeze	0.00	4,500.00	0.00	4,500.00	4,500.00	0.00%
Grant Management	0.00	24,000.00	0.00	24,000.00	24,000.00	0.00%
Total MANAGEMENT	0.00	52,300.00	0.00	52,300.00	52,300.00	0.00%
FEES						
Recording Fees & Charges	0.00	250.00	0.00	250.00	250.00	0.00%
Total FEES	0.00	250.00	0.00	250.00	250.00	0.00%
OPERATING						
Computer Services	0.00	17,000.00	0.00	17,000.00	17,000.00	0.00%
Refuse Removal	0.00	1,050.00	0.00	1,050.00	1,050.00	0.00%
Pest Control	0.00	200.00	0.00	200.00	200.00	0.00%
Telephone	0.00	6,090.00	0.00	6,090.00	6,090.00	0.00%
Electric - Offices	0.00	2,400.00	0.00	2,400.00	2,400.00	0.00%
Insurance	0.00	44,100.00	0.00	44,100.00	44,100.00	0.00%
Office Supplies	0.00	4,200.00	0.00	4,200.00	4,200.00	0.00%
Postage	0.00	4,500.00	0.00	4,500.00	4,500.00	0.00%
Fuel & Lubricants	0.00	10,000.00	0.00	10,000.00	10,000.00	0.00%
Uniform Rental	0.00	3,741.00	0.00	3,741.00	3,741.00	0.00%
Contractual Services	0.00	1,000.00	0.00	1,000.00	1,000.00	0.00%

Spring Lake Improvement District
Statement of Revenues and Expenditures - P&L Board Report
401 - Water Fund
From 10/1/2023 Through 9/30/2024

	Current Year - Actual	YTD Budget - Original	YTD Budget - Revised	Total Budget	Total Budget - Variance	%
Potable Water Quality	0.00	5,000.00	0.00	5,000.00	5,000.00	0.00%
Electric - Water Plant	0.00	28,000.00	0.00	28,000.00	28,000.00	0.00%
Building Lease	0.00	6,190.00	0.00	6,190.00	6,190.00	0.00%
Hydrant Maintenance	0.00	15,000.00	0.00	15,000.00	15,000.00	0.00%
Backflow Valves	0.00	10,000.00	0.00	10,000.00	10,000.00	0.00%
Chemicals	0.00	27,500.00	0.00	27,500.00	27,500.00	0.00%
Shop Tools and Supplies	0.00	6,000.00	0.00	6,000.00	6,000.00	0.00%
Operating Equipment	0.00	5,000.00	0.00	5,000.00	5,000.00	0.00%
Total OPERATING	0.00	196,971.00	0.00	196,971.00	196,971.00	0.00%
MAINTENANCE						
Janitorial	0.00	1,200.00	0.00	1,200.00	1,200.00	0.00%
Building Maintenance	0.00	1,000.00	0.00	1,000.00	1,000.00	0.00%
Maintenance-Water Plant	0.00	10,000.00	0.00	10,000.00	10,000.00	0.00%
Maintenance-Water Distribution	0.00	65,000.00	0.00	65,000.00	65,000.00	0.00%
Maintenance - Vehicle	0.00	4,000.00	0.00	4,000.00	4,000.00	0.00%
Total MAINTENANCE	0.00	81,200.00	0.00	81,200.00	81,200.00	0.00%
RENEWAL & REPLACEMENT						
Renewal & Replacement	0.00	73,760.00	0.00	73,760.00	73,760.00	0.00%
Total RENEWAL & REPLACEMENT	0.00	73,760.00	0.00	73,760.00	73,760.00	0.00%
OTHER						
Cross Connection Control	0.00	2,500.00	0.00	2,500.00	2,500.00	0.00%
Debt - SRF Water Design	0.00	53,000.00	0.00	53,000.00	53,000.00	0.00%
Debt-SRF Water Construction	0.00	156,028.00	0.00	156,028.00	156,028.00	0.00%
Total OTHER	0.00	211,528.00	0.00	211,528.00	211,528.00	0.00%
Total Expenses	0.00	957,265.00	0.00	957,265.00	957,265.00	0.00%
Net Income	0.00	0.00	0.00	0.00	0.00	0.00%

Spring Lake Improvement District
Statement of Revenues and Expenditures - P&L Board Report
402 - Lot Mowing Fund
From 10/1/2023 Through 9/30/2024

	Current Year - Actual	YTD Budget - Original	YTD Budget - Revised	Total Budget	Total Budget - Variance	%
Income						
BILLING						
Lot Mowing Assessments	0.00	229,367.00	0.00	229,367.00	(229,367.00)	0.00%
Total BILLING	0.00	229,367.00	0.00	229,367.00	(229,367.00)	0.00%
OTHER REVENUE SOURCES						
Interest Income	0.00	700.00	0.00	700.00	(700.00)	0.00%
Total OTHER REVENUE SOURCES	0.00	700.00	0.00	700.00	(700.00)	0.00%
Total Income	0.00	230,067.00	0.00	230,067.00	(230,067.00)	0.00%
Expenses						
PERSONNEL						
Salaries	0.00	107,276.00	0.00	107,276.00	107,276.00	0.00%
FICA	0.00	8,446.00	0.00	8,446.00	8,446.00	0.00%
Pension	0.00	6,624.00	0.00	6,624.00	6,624.00	0.00%
Health Insurance	0.00	23,138.00	0.00	23,138.00	23,138.00	0.00%
Worker's Compensation	0.00	4,875.00	0.00	4,875.00	4,875.00	0.00%
Unemployment	0.00	650.00	0.00	650.00	650.00	0.00%
Total PERSONNEL	0.00	151,009.00	0.00	151,009.00	151,009.00	0.00%
MANAGEMENT						
Supervisor Fees	0.00	1,200.00	0.00	1,200.00	1,200.00	0.00%
Audit	0.00	5,000.00	0.00	5,000.00	5,000.00	0.00%
Legal Advertising	0.00	200.00	0.00	200.00	200.00	0.00%
Memberships	0.00	250.00	0.00	250.00	250.00	0.00%
Attorney	0.00	2,800.00	0.00	2,800.00	2,800.00	0.00%
Total MANAGEMENT	0.00	9,450.00	0.00	9,450.00	9,450.00	0.00%
FEES						
Tax Collection Fees	0.00	7,000.00	0.00	7,000.00	7,000.00	0.00%
Recording Fees & Charges	0.00	150.00	0.00	150.00	150.00	0.00%
Total FEES	0.00	7,150.00	0.00	7,150.00	7,150.00	0.00%
OPERATING						
Computer Services	0.00	2,500.00	0.00	2,500.00	2,500.00	0.00%
Refuse Removal	0.00	700.00	0.00	700.00	700.00	0.00%
Pest Control	0.00	150.00	0.00	150.00	150.00	0.00%
Telephone	0.00	1,860.00	0.00	1,860.00	1,860.00	0.00%
Electric - Offices	0.00	1,600.00	0.00	1,600.00	1,600.00	0.00%
Insurance	0.00	6,300.00	0.00	6,300.00	6,300.00	0.00%
Office Supplies	0.00	2,800.00	0.00	2,800.00	2,800.00	0.00%
Postage	0.00	150.00	0.00	150.00	150.00	0.00%
Fuel & Lubricants	0.00	20,000.00	0.00	20,000.00	20,000.00	0.00%
Uniform Rental	0.00	3,125.00	0.00	3,125.00	3,125.00	0.00%
Shop Tools and Supplies	0.00	4,000.00	0.00	4,000.00	4,000.00	0.00%
Operating Equipment	0.00	2,500.00	0.00	2,500.00	2,500.00	0.00%
Total OPERATING	0.00	45,685.00	0.00	45,685.00	45,685.00	0.00%
MAINTENANCE						

Spring Lake Improvement District
Statement of Revenues and Expenditures - P&L Board Report
402 - Lot Mowing Fund
From 10/1/2023 Through 9/30/2024

	Current Year - Actual	YTD Budget - Original	YTD Budget - Revised	Total Budget	Total Budget - Variance	%
Janitorial	0.00	1,200.00	0.00	1,200.00	1,200.00	0.00%
Maintenance - Vehicle	0.00	1,000.00	0.00	1,000.00	1,000.00	0.00%
Maintenance-Lot Mowing	0.00	10,000.00	0.00	10,000.00	10,000.00	0.00%
Total MAINTENANCE	0.00	12,200.00	0.00	12,200.00	12,200.00	0.00%
RENEWAL & REPLACEMENT						
Renewal & Replacement	0.00	4,573.00	0.00	4,573.00	4,573.00	0.00%
Total RENEWAL & REPLACEMENT	0.00	4,573.00	0.00	4,573.00	4,573.00	0.00%
Total Expenses	0.00	230,067.00	0.00	230,067.00	230,067.00	0.00%
Net Income	0.00	0.00	0.00	0.00	0.00	0.00%

Spring Lake Improvement District
Statement of Revenues and Expenditures - P&L Board Report
403 - Wastewater
From 10/1/2023 Through 9/30/2024

	Current Year - Actual	YTD Budget - Original	YTD Budget - Revised	Total Budget	Total Budget - Variance	%
Income						
BILLING						
Wastewater Revenue	0.00	475,914.00	0.00	475,914.00	(475,914.00)	0.00%
Total BILLING	0.00	475,914.00	0.00	475,914.00	(475,914.00)	0.00%
OTHER REVENUE SOURCES						
Interest Income	0.00	200.00	0.00	200.00	(200.00)	0.00%
Total OTHER REVENUE SOURCES	0.00	200.00	0.00	200.00	(200.00)	0.00%
Total Income	0.00	476,114.00	0.00	476,114.00	(476,114.00)	0.00%
Expenses						
PERSONNEL						
Salaries	0.00	115,778.00	0.00	115,778.00	115,778.00	0.00%
FICA	0.00	8,446.00	0.00	8,446.00	8,446.00	0.00%
Pension	0.00	6,624.00	0.00	6,624.00	6,624.00	0.00%
Health Insurance	0.00	23,138.00	0.00	23,138.00	23,138.00	0.00%
Worker's Compensation	0.00	4,875.00	0.00	4,875.00	4,875.00	0.00%
Unemployment	0.00	650.00	0.00	650.00	650.00	0.00%
Total PERSONNEL	0.00	159,511.00	0.00	159,511.00	159,511.00	0.00%
MANAGEMENT						
Supervisor Fees	0.00	600.00	0.00	600.00	600.00	0.00%
Audit	0.00	1,000.00	0.00	1,000.00	1,000.00	0.00%
Legal Advertising	0.00	100.00	0.00	100.00	100.00	0.00%
Memberships	0.00	200.00	0.00	200.00	200.00	0.00%
Attorney	0.00	1,400.00	0.00	1,400.00	1,400.00	0.00%
Total MANAGEMENT	0.00	3,300.00	0.00	3,300.00	3,300.00	0.00%
OPERATING						
Computer Services	0.00	2,000.00	0.00	2,000.00	2,000.00	0.00%
Refuse Removal	0.00	350.00	0.00	350.00	350.00	0.00%
Pest Control	0.00	50.00	0.00	50.00	50.00	0.00%
Telephone	0.00	930.00	0.00	930.00	930.00	0.00%
Electric - Offices	0.00	800.00	0.00	800.00	800.00	0.00%
Insurance	0.00	25,200.00	0.00	25,200.00	25,200.00	0.00%
Office Supplies	0.00	1,400.00	0.00	1,400.00	1,400.00	0.00%
Postage	0.00	100.00	0.00	100.00	100.00	0.00%
Fuel & Lubricants	0.00	2,000.00	0.00	2,000.00	2,000.00	0.00%
Uniform Rental	0.00	1,250.00	0.00	1,250.00	1,250.00	0.00%
Contractual Services	0.00	12,000.00	0.00	12,000.00	12,000.00	0.00%
Wastewater Testing	0.00	5,000.00	0.00	5,000.00	5,000.00	0.00%
Electric - Wastewater Plant	0.00	12,000.00	0.00	12,000.00	12,000.00	0.00%
Step System	0.00	14,500.00	0.00	14,500.00	14,500.00	0.00%
Chemicals	0.00	19,000.00	0.00	19,000.00	19,000.00	0.00%
Shop Tools and Supplies	0.00	1,000.00	0.00	1,000.00	1,000.00	0.00%
Operating Equipment	0.00	1,500.00	0.00	1,500.00	1,500.00	0.00%
Total OPERATING	0.00	99,080.00	0.00	99,080.00	99,080.00	0.00%
MAINTENANCE						

Spring Lake Improvement District
Statement of Revenues and Expenditures - P&L Board Report
403 - Wastewater
From 10/1/2023 Through 9/30/2024

	Current Year - Actual	YTD Budget - Original	YTD Budget - Revised	Total Budget	Total Budget - Variance	%
Sludge Removal	0.00	6,500.00	0.00	6,500.00	6,500.00	0.00%
Maintenance - Wastewater	0.00	4,500.00	0.00	4,500.00	4,500.00	0.00%
Total MAINTENANCE	0.00	11,000.00	0.00	11,000.00	11,000.00	0.00%
RENEWAL & REPLACEMENT						
Renewal & Replacement	0.00	66,563.00	0.00	66,563.00	66,563.00	0.00%
Total RENEWAL & REPLACEMENT	0.00	66,563.00	0.00	66,563.00	66,563.00	0.00%
OTHER						
Due to General Fund	0.00	14,000.00	0.00	14,000.00	14,000.00	0.00%
Debt-SRF WWT Design	0.00	11,016.00	0.00	11,016.00	11,016.00	0.00%
Debt-SRF WWT Construction	0.00	111,644.00	0.00	111,644.00	111,644.00	0.00%
Total OTHER	0.00	136,660.00	0.00	136,660.00	136,660.00	0.00%
Total Expenses	0.00	476,114.00	0.00	476,114.00	476,114.00	0.00%
Net Income	0.00	0.00	0.00	0.00	0.00	0.00%