

**MINUTES OF MEETING
SPRING LAKE IMPROVEMENT DISTRICT**

A Public Hearing on the Fiscal Year 2013 Budget and Water Rates and Fees was held Wednesday, August 8, 2012 at 10:00 a.m. at the District Office, 115 Spring Lake Boulevard, Sebring, Florida. The regular meeting of the Board of Supervisors of Spring Lake Improvement District immediately followed. Present and constituting a quorum were:

Bill Lawens	Chairman
Brian Acker	Vice Chairman
Leon A. Van Jr.	Secretary
Gary Behrendt	Asst. Secretary

Absent: Tim McKenna, Asst. Secretary

Also present were:

Joe DeCerbo	District Manager
William Nielander	Attorney
Diane Angell	Administrator
Clay Shrum	Asst. District Manager
Gene Schriner	Engineer
Residents	"See Attached Sign In Sheet"

FIRST ORDER OF BUSINESS

Roll Call and Pledge

Chairman Lawens called the meeting to order and led the Pledge.

SECOND ORDER OF BUSINESS

Upcoming Meetings and Events

- A. August 9th, SFWMD, Board Meeting (West Palm Beach)
- B. Sept. 3rd, Labor Day, District Office closed

ON MOTION by Leon Van, seconded by Brian Acker
with all in favor the regular meeting was adjourned
to conduct the Public Hearing on FY 2013 Budget
and Water Rates and Fees.

THIRD ORDER OF BUSINESS

Public Hearing

The public hearing was called to order and there were no comments from the public.

The District received a quote from Long's A/C in the amount of \$24,175 for a generator for the maintenance shop, and from Bassett Electronics in the amount of \$24,905 for the installation of a security system at the District Office, the Community Center, and Pine Breeze Park. Discussion was held regarding amending the current Fiscal Year 2012 budget utilizing capital project reserves and removing these two projects from the Fiscal Year 2013 budget.

Bill Lawens addressed increasing legal fees. After discussion it was decided to leave legal fees at the current level and adjust if the need arises.

Brian Acker asked questions on the personnel budget increases for parks. Joe DeCerbo made a presentation to the Board on the Professional Development Strategy and how job functions were created to identify what staff does and how the salaries are put in place. Job functions are continually being evaluated. Budget and reporting forms will be revised for Fiscal Year 2013 in an effort to develop more clarity.

The Board received copies of a white paper from Florida Rural Water Association on seasonal rates and no changes will be made to the Districts policy regarding minimum billing. The water rates will remain the same for Fiscal Year 2013.

ON MOTION by Brian Acker, seconded by Gary Behrendt with all in favor the public hearing was closed and the regular meeting reconvened.

FOURTH ORDER OF BUSINESS

Request approval of Minutes

The Board received copies of the minutes from July 11, 2012 for review. There being no further questions.

ON MOTION by Leon Van, seconded by Gary Behrendt with all in favor the July 11, 2012 Minutes were approved.

FIFTH ORDER OF BUSINESS

Request approval of Financials

The Board received copies of the July financials for review. There being no further questions.

ON MOTION by Brian Acker, seconded by Leon Van with all in favor the July 2012 Financials were approved.

SIXTH ORDER OF BUSINESS

Attorney

A. Ming Property

Bill Nielander spoke to Mr. Ming's attorney and he is not willing to trade access roads but is willing to trade property. Brian Acker stated he was in favor of improving the shell road but not the fencing. The Board does not want to trade property and will just maintain the current road.

B. Lands along the Levee

Ms. Francis informed Mr. Nielander that she will be getting an appraisal and will send it to him upon completion.

C. Maguire Trust

Should have a formal proposal for the Board at the September meeting.

D. Golf Ball Retrieval Policy

Bill Nielander and Leon Van created a draft golf ball retrieval policy. Board directed staff to create a resolution to present to the Board for approval at the September meeting.

E. Manager's Evaluation

Bill Nielander reported that all of the Board members had completed their evaluations of the District Manager and copies of the evaluations will be placed into the District Manager's personnel file. There was no other discussion.

SEVENTH ORDER OF BUSINESS

Treasurer's Report

A. Assessment Deposit

The District received a deposit in the amount of \$4,576 and collections for the year are General Fund 87%, Lot Mowing 84%, and Village I Parks 93%. Budget versus expenses to date are General Fund 71%, Water Fund 65%, and Lot Mowing 50%.

B. Resolution 2012-06 Mosquito Control

Whereas, the Spring Lake Improvement District (hereinafter "District") was created by the Florida Legislature and codified in Chapter 1971-669, Laws of Florida, as amended by Chapter 2005-342, Laws of Florida (hereinafter "Charter"), as amended by House Bill 2012-1495 and; Whereas, House Bill 2012-1495 Section 3 required that by July 1, 2012, the Spring Lake Improvement District shall conduct a referendum of landowners voting on a one-acre one-vote basis on the question of granting the Spring Lake Improvement District the power to provide mosquito control services and; Whereas, pursuant to said requirement a referendum was conducted and the District contracted with Bruce J. Lybarger, CPA to tabulate and certify the voter referendum ballots and; Whereas the voting results were 1511.5 yes votes, 302 no votes, and 2 no opinion votes to conduct Mosquito Control activities.

ON MOTION by Brian Acker, seconded by Gary Behrendt with all in favor Resolution 2012-06 Mosquito Control was approved.

C. Resolution 2012-08 Budget Amendment Mosquito

Whereas, the Board of Supervisors, hereinafter referred to as the "Board", of the Spring Lake Improvement District, hereinafter referred to as "District", adopted a Budget for fiscal year 2011-2012, and; Whereas, the original budget did not include revenues and expenses for Mosquito Control services and; Whereas the Mosquito Control program was reinstated and charges were billed beginning with the June 19, 2012 water billing and; Whereas, Section 10.02.06 of the District Financial Policies directs the Administrator to prepare budget amendments. The Fiscal Year 2012 Budget is amended to increase the following: Surplus Reserves \$5,000, Estimated Revenue \$4,557, and estimated expenses \$5,558. These changes will be reflected in the monthly and fiscal year end 9-30-12 Financial Statements and Audit report.

ON MOTION by Leon Van, seconded by Brian Acker with all in favor Resolution 2012-08 Budget Amendment Mosquito was approved.

D. Resolution 2012-09 Budget Amendment Capital Outlay

Whereas, the Board of Supervisors, hereinafter referred to as the "Board", of the Spring Lake Improvement District, hereinafter referred to as "District", adopted a Budget for fiscal year 2011-2012, and; Whereas, the original budget did not include revenues and expenses for Capital Outlay projects for a generator at the maintenance shop and a security system at the District Office, Community Center and Park and; Whereas it is the Board's desire to utilize surplus funds to complete these two projects in Fiscal Year 2012 and; Whereas, Section 10.02.06 of the District Financial Policies directs the Administrator to prepare budget amendments. The Fiscal Year 2012 Budget is amended to increase the Surplus Reserves and Capital Outlay expenses as follows: General Fund \$14,859, Parks \$ 18,552 and Water Fund \$14,859. These changes will be reflected in the monthly and fiscal year end 9-30-12 Financial Statements and Audit report.

ON MOTION by Brian Acker, seconded by Gary Behrendt with all in favor Resolution 2012-09 Budget Amendment Capital Outlay was approved.

EIGHTH ORDER OF BUSINESS

Working Groups

A. Parks

Joe DeCerbo stated that he had spoken to Tim and he had nothing to report.

B. Personnel Resolution 2012-04 Professional Development Strategy

Brian Acker commented that the minimum requirements for the District Manager position did not have a higher education requirement.

Brian Acker stated that in the District Audit it is stated that the District does not have personnel with sufficient technical knowledge and training to prepare financial statements in accordance with GAAP. Diane Angell responded she had been working on mapping and planning the financial statements and that she had met with the Auditor. Diane will be preparing a draft of the financial statements this year.

Whereas, the Spring Lake Improvement District (hereinafter "District") was created by the Florida Legislature and codified in Chapter 1971-669, Laws of Florida, as amended by Chapter 2005-342, Laws of Florida (hereinafter "Charter"), as amended by House Bill 2012-1495 and; Whereas, House Bill 2012-1495 authorizes the Board of Supervisors hereinafter referred to as the "Board", of the Spring Lake Improvement District, hereinafter referred to as "District", to prescribe, and establish policies and procedures for the District and; Whereas, the "Board" having reviewed the Professional Development Strategy document.

ON MOTION by Gary Behrendt, seconded by Brian Acker with all in favor Resolution 2012-04 Professional Development Strategy was approved.

C. Finance Resolution 2012-05 Financial Policies and Procedures

Some minor changes were made to the policy regarding job duties for the District Administrator and the Administrative Assistant. A section was added for Procurement of Professional Services and Contracts. The financial policies and procedures will continue to be reviewed.

Whereas, the Spring Lake Improvement District (hereinafter "District") was created by the Florida Legislature and codified in Chapter 1971-669, Laws of Florida, as amended by Chapter 2005-342, Laws of Florida (hereinafter "Charter"), as amended by House Bill 2012-1495 and; Whereas, House Bill 2012-1495 authorizes the Board of Supervisors hereinafter referred to as the "Board", of the Spring Lake Improvement District, hereinafter referred to as "District", to prescribe, and establish policies and procedures for the District and to revise said policies and procedures.

ON MOTION by Leon Van, seconded by Gary Behrendt with all in favor Resolution 2012-05 Financial Policies and Procedures was approved.

NINTH ORDER OF BUSINESS

Engineer

Gene Schriener updated the Board on the USDA loan application. They have requested an archaeological and historical survey in Village V and VII and Joe will work on it to minimize the expense. A consultant fee would be as high as 20 thousand.

TENTH ORDER OF BUSINESS

Supervisor Requests

Brian Acker asked about the Florida Lake Watch using local residents to test our waters and Joe DeCerbo reviewed the program.

Bill Lawens stated we had received a thank you from David and Grace Hitt. He added that since we have been mowing the property on Duane Palmer there have been lots of residents going over there to view the wildlife.

ELEVENTH ORDER OF BUSINESS

Public Comments

There were none.

TWELVTH ORDER OF BUSINES

Next Meeting

The next meeting will be on Wednesday September 12, 2012 @ 10:00 a.m. and the final FY'13 Budget will be adopted.

THIRTEENTH ORDER OF BUSINESS

Motion to Adjourn

ON MOTION by Gary Behrendt, seconded Leon Van with all in favor the meeting was adjourned at 12:45 p.m.



Bill Lawens, Chairman


Leon A. Van Jr., Secretary

**Spring Lake Improvement District
Board of Supervisors
Meeting Agenda
August 8, 2012
10:00 a.m. District Office**

- | | |
|---|-----------------|
| 1. Call to order and pledge | Chairman Lawens |
| 2. Upcoming Meetings and Events | Chairman Lawens |
| A. August 9 th SFWMD Board Meeting (West Palm Beach) | |
| B. Sept. 3 rd Labor Day, District Office closed | |
| 3. Public Hearing: FY 13 Budget and Water Rates and Fees | Chairman Lawens |
| 4. Request approval of July 11, 2012 Minutes | Chairman Lawens |
| 5. Request approval of July 2012 Financials | Chairman Lawens |
| 6. Attorney | Bill Nielander |
| A. Ming Property | |
| B. Lands along Levee | |
| C. Maguire Trust | |
| D. Golf Ball Retrieval Policy | |
| E. Manager's Evaluation | |
| 7. Treasurer's Report | Diane Angell |
| A. Assessment Deposit | |
| B. Resolution 2012-06 Mosquito Control Assessment | |
| C. Resolution 2012-08 Budget Amendment Mosquito | |
| 8. Working Groups | Tim McKenna |
| A. Parks | Leon Van |
| B. Personnel - Resolution 2012-04 Professional Development Strategy | Brian Acker |
| C. Finance - Resolution 2012-05 Financial Policies and Procedures | |
| 9. Engineer | |
| 10. Supervisor Requests | |
| 11. Public Comments | |
| 12. Next Meeting | |
| • Wednesday September 12, 2012 @ 10:00 a.m. | |
| 13. Motion to Adjourn | |



Board of Supervisors

August 8, 2012
10:00 a.m.



•Call To Order

•Pledge





Upcoming Meetings/Events

- August 9th SFWMD Board Meeting (West Palm Beach)
- September 3rd Labor Day, District Office Closed





Public Hearing

- Fiscal Year 2013 Budget
- Water Rates and Fees





Professional Development Strategy

Began 2007
Established Districts First
Personnel Plan



Job Functions

All Recorded and Posted
Manually

(Examples)



Created a picture of what staff were actually doing day-to-day, and created data for changes



The revolving door began to close and a solid staff "unit" was being formed, culminating into today's TEAM



- Lot Mowing
- Mechanic
- Pump Station
- Aquatic Spraying



Parks

Fiscal Year	
2007	\$68,000
2008	\$65,346
2009	\$53,457
2010	\$46,015
2011	\$41,862
2012	\$34,466 (thru 10 months)



The PDS focuses on a “lean and keen” group of people giving us

- Economy
- Efficiency
- Effectiveness



Cross Training and management oversight compensate for lost work as a result of:

Vacation Days: (Field 160)

Sick Days: (65-70 on average)

Spring Lake Improvement District



2007 23.5% of budget was for salaries

2013 25.6% of budget was for salaries



Other Districts

District	% of Budget for Salaries
Sun N Lakes	33%
Indian Trail	34%
Lake Worth	50%
Pinellas Park	60%
East County	42%
St Johns	38%
FASD Board Mtg. Input	35-40%



Fast forward FY '15 with succession plan in place
actual expenses other than WCP
\$2,250,000

Maximum SAP Total \$582,000
(25.8%)

Combining Manager Position \$497,000
(23%)



- The PDS Works
- It is a Constant Plan in Progress via job functions and oversight
- Cross-Training/Certifications/Licensing a priority



PDS Works Best when people are not "pigeon holed"

- Board approves budget
- Management oversees the work



Our future budgeting and expense forms will be revised for FY 2013 for clarity.


(Diane)



Approve Minutes & Financials


- Approve July 11, 2012 Minutes
- Approve July 2012 Financials






Attorney


- Ming Property
- Lands along Levee
- Maguire Trust
- Golf Ball Retrieval Policy
- Manager's Evaluation





Treasurer's Report

- Assessment Deposit
- Resolution 2012-06 Mosquito Assessment
- Resolution 2012-08 Budget Amendment Mosquito



Cash and Reserves

Account	General Fund	Water Fund	Lot Mowing Fund
Cash	\$15,367	\$106,383	\$39,578
State Boards	\$5,156	\$20,940	\$1,776
Emergencies	\$63,541		
Capital Projects	\$126,275	\$92,958	
Renewal & Replace	\$64,288	\$160,305	
Operating Reserves	\$706,106	\$212,259	\$134,700
Certificate of Deposit		\$323,042	

Budget vs. Expenses to Date

General Fund 71% Water 65% Lot Mowing 50%



WORKING GROUPS

PARKS

PERSONNEL Resolution 2012-04 Professional Development

FINANCE Resolution 2012-05 Financial Policies & Procedures






Engineer






SUPERVISOR REQUESTS





**Public
Comments**






Next Meeting

- Wednesday September 12, 2012

@ 10:00 a.m.





Adjournment

SPRING LAKE IMPROVEMENT DISTRICT

Un-audited Financial Statements

**As of
July 31, 2012**

**Board of Supervisors Meeting
August 8, 2012**

I. P & L Budget vs. Actual

II. Trial Balance

III. Check Run Summary

IV. Journal Entries

V. Assessment Collections

Spring Lake Improvement District
Statement of Revenues and Expenditures - P&L by Fund (Original Budget)
001 - General Fund
From 10/1/2011 Through 9/30/2012

	<u>Current Year Actual</u>	<u>Current Period Budget - Original</u>	<u>YTD Budget Variance - Original</u>	<u>Percent of Budget</u>
Income				
TAX ASSESSMENTS				
Drainage Assessments	945,014.37	1,033,823.00	(88,808.63)	91.40%
St Light Assessments	21,000.32	20,500.00	500.32	102.44%
Mosquito Reserves	0.00	15,000.00	(15,000.00)	0.00%
Parks Assessments	89,245.83	94,620.00	(5,374.17)	94.32%
Misc Park Revenue	265.00	0.00	265.00	0.00%
Total TAX ASSESSMENTS	1,055,525.52	1,163,943.00	(108,417.48)	90.69%
BILLING				
Mosquito on Water Bill	373.79	0.00	373.79	0.00%
St Lights on Water Bill	51,111.20	76,500.00	(25,388.80)	66.81%
County Right of Ways	4,353.00	4,353.00	0.00	100.00%
Total BILLING	55,837.99	80,853.00	(25,015.01)	69.06%
OTHER REVENUE SOURCES				
Interest Income	2,225.52	2,000.00	225.52	111.27%
Building Lease	6,190.00	6,190.00	0.00	100.00%
Disposition of Fixed Assets	566.00	0.00	566.00	0.00%
Miscellaneous Income	36.00	0.00	36.00	0.00%
Total OTHER REVENUE SOURCES	9,017.52	8,190.00	827.52	110.10%
Total Income	1,120,381.03	1,252,986.00	(132,604.97)	89.42%
Expenses				
PERSONNEL				
Salaries	217,462.52	271,558.00	54,095.48	80.07%
FICA	16,636.51	20,774.00	4,137.49	80.08%
Pension	10,171.02	12,564.00	2,392.98	80.95%
Health Insurance	33,704.57	47,096.00	13,391.43	71.56%
Worker's Compensation	9,109.81	9,470.00	360.19	96.19%
Unemployment	11,127.00	7,500.00	(3,627.00)	148.36%
Total PERSONNEL	298,211.43	368,962.00	70,750.57	80.82%
MANAGEMENT				
Supervisor Fees	2,115.00	2,700.00	585.00	78.33%
Audit	8,500.00	12,500.00	4,000.00	68.00%
Travel	5,986.71	7,500.00	1,513.29	79.82%
Conferences	0.00	2,000.00	2,000.00	0.00%
Portal Hosting & Support	1,442.86	2,500.00	1,057.14	57.71%
Legal Advertising	229.70	450.00	220.30	51.04%
Planning & Development	0.00	2,800.00	2,800.00	0.00%
FASD	2,197.11	3,000.00	802.89	73.23%
Memberships	933.75	2,500.00	1,566.25	37.35%
Training and Conferences	2,073.17	5,000.00	2,926.83	41.46%
Attorney	4,575.00	6,300.00	1,725.00	72.61%
Legal	43,076.56	40,000.00	(3,076.56)	107.69%
Engineering	48,100.00	51,000.00	2,900.00	94.31%
SL Breeze	2,831.56	7,500.00	4,668.44	37.75%
Surveys & Appraisals	800.00	5,000.00	4,200.00	16.00%
Total MANAGEMENT	122,861.42	150,750.00	27,888.58	81.50%
FEES				
Tax Collection Fees	56,363.20	59,000.00	2,636.80	95.53%
Recording Fees & Charges	293.50	1,000.00	706.50	29.35%

Spring Lake Improvement District
Statement of Revenues and Expenditures - P&L by Fund (Original Budget)
001 - General Fund
From 10/1/2011 Through 9/30/2012

	<u>Current Year Actual</u>	<u>Current Period Budget - Original</u>	<u>YTD Budget Variance - Original</u>	<u>Percent of Budget</u>
Total FEES	56,656.70	60,000.00	3,343.30	94.43%
OPERATING				
Computer Services	1,702.38	7,000.00	5,297.62	24.31%
Refuse Removal	634.50	810.00	175.50	78.33%
Pest Control	388.85	600.00	211.15	64.80%
Telephone	3,049.16	3,850.00	800.84	79.19%
Electric - Offices	2,266.05	2,925.00	658.95	77.47%
Insurance	28,442.47	28,600.00	157.53	99.44%
Office Supplies	4,906.71	7,200.00	2,293.29	68.14%
Postage	752.03	1,250.00	497.97	60.16%
Fuel & Lubricants	15,452.09	20,000.00	4,547.91	77.26%
Uniform Rental	2,413.11	3,800.00	1,386.89	63.50%
Building Maintenance	5,261.63	6,000.00	738.37	87.69%
Chemicals	8,059.90	10,000.00	1,940.10	80.59%
Electric - Pump Station	4,446.68	6,000.00	1,553.32	74.11%
Shop Tools and Supplies	6,082.07	6,300.00	217.93	96.54%
Land Acquisition	50,408.76	65,000.00	14,591.24	77.55%
Electric - St Lights	77,111.98	95,000.00	17,888.02	81.17%
Electric - Parks & Median Signs	2,196.95	5,000.00	2,803.05	43.93%
Total OPERATING	213,575.32	269,335.00	55,759.68	79.30%
MAINTENANCE				
Janitorial	1,175.75	1,440.00	264.25	81.64%
Maintenance-Pump Station	3,379.96	7,500.00	4,120.04	45.06%
Canal Restoration	2,655.97	3,000.00	344.03	88.53%
Maintenance - Vehicle	2,260.05	7,000.00	4,739.95	32.28%
Maintenance-Parks	8,980.98	11,450.00	2,469.02	78.43%
Total MAINTENANCE	18,452.71	30,390.00	11,937.29	60.72%
CAPITAL OUTLAY				
Capital Outlay	79,625.20	81,050.00	1,424.80	98.24%
Total CAPITAL OUTLAY	79,625.20	81,050.00	1,424.80	98.24%
DEBT SERVICE				
Conceptual Permit Compliance	90,793.58	91,000.00	206.42	99.77%
Debt Service	0.00	98,000.00	98,000.00	0.00%
Total DEBT SERVICE	90,793.58	189,000.00	98,206.42	48.04%
RENEWAL & REPLACEMENT				
Renewal & Replacement	7,774.97	22,000.00	14,225.03	35.34%
Total RENEWAL & REPLACEMENT	7,774.97	22,000.00	14,225.03	35.34%
OTHER				
Miscellaneous Expense	3,065.28	0.00	(3,065.28)	0.00%
Total OTHER	3,065.28	0.00	(3,065.28)	0.00%
RESERVE FUNDS				
Unreserved Funds	0.00	81,500.00	81,500.00	0.00%
Total RESERVE FUNDS	0.00	81,500.00	81,500.00	0.00%
Total Expenses	891,016.61	1,252,987.00	361,970.39	71.11%
Net Income	229,364.42	(1.00)	229,365.42	(22,936,442.19)%

Spring Lake Improvement District
Statement of Revenues and Expenditures - P&L by Fund (Original Budget)
401 - Water Fund
From 10/1/2011 Through 9/30/2012

	<u>Current Year Actual</u>	<u>Current Period Budget - Original</u>	<u>YTD Budget Variance - Original</u>	<u>Percent of Budget</u>
Income				
BILLING				
Water Revenue	473,148.68	585,000.00	(111,851.32)	80.88%
Meter Fees	357.50	0.00	357.50	0.00%
Backflow Fees	200.00	0.00	200.00	0.00%
Lot Mowing Revenue	2,300.00	0.00	2,300.00	0.00%
Total BILLING	476,006.18	585,000.00	(108,993.82)	81.37%
OTHER REVENUE SOURCES				
Interest Income	2,756.37	3,000.00	(243.63)	91.87%
Disposition of Fixed Assets	2,486.00	0.00	2,486.00	0.00%
Miscellaneous Income	9,372.71	3,000.00	6,372.71	312.42%
Surplus Funds Forward	0.00	8,360.00	(8,360.00)	0.00%
Total OTHER REVENUE SOURCES	14,615.08	14,360.00	255.08	101.78%
Total Income	490,621.26	599,360.00	(108,738.74)	81.86%
Expenses				
PERSONNEL				
Salaries	149,010.34	195,329.00	46,318.66	76.28%
FICA	11,400.10	14,943.00	3,542.90	76.29%
Pension	6,485.20	7,844.00	1,358.80	82.67%
Health Insurance	22,900.22	31,689.00	8,788.78	72.26%
Worker's Compensation	6,459.49	6,500.00	40.51	99.37%
Unemployment	3,850.00	7,200.00	3,350.00	53.47%
Total PERSONNEL	200,105.35	263,505.00	63,399.65	75.94%
MANAGEMENT				
Supervisor Fees	1,645.00	2,100.00	455.00	78.33%
Audit	6,250.00	6,250.00	0.00	100.00%
Legal Advertising	120.54	350.00	229.46	34.44%
Memberships	775.25	2,500.00	1,724.75	31.01%
Training and Conferences	1,456.29	5,000.00	3,543.71	29.12%
Attorney	3,500.00	4,900.00	1,400.00	71.42%
Engineering	0.00	5,000.00	5,000.00	0.00%
Total MANAGEMENT	13,747.08	26,100.00	12,352.92	52.67%
FEES				
Recording Fees & Charges	2,629.72	3,000.00	370.28	87.65%
Total FEES	2,629.72	3,000.00	370.28	87.66%
OPERATING				
Computer Services	6,318.92	7,170.00	851.08	88.12%
Refuse Removal	493.50	630.00	136.50	78.33%
Pest Control	172.55	200.00	27.45	86.27%
Telephone	3,736.17	3,850.00	113.83	97.04%
Electric - Offices	1,762.48	2,275.00	512.52	77.47%
Insurance	14,522.34	14,850.00	327.66	97.79%
Office Supplies	4,004.78	5,600.00	1,595.22	71.51%
Postage	5,449.09	5,500.00	50.91	99.07%
Fuel & Lubricants	6,244.65	6,000.00	(244.65)	104.07%
Uniform Rental	898.44	1,250.00	351.56	71.87%
Potable Water Quality	1,041.35	3,500.00	2,458.65	29.75%
Electric - Water Plant	10,351.60	14,000.00	3,648.40	73.94%
Building Lease	6,190.00	6,190.00	0.00	100.00%

Spring Lake Improvement District
Statement of Revenues and Expenditures - P&L by Fund (Original Budget)
401 - Water Fund
From 10/1/2011 Through 9/30/2012

	<u>Current Year Actual</u>	<u>Current Period Budget - Original</u>	<u>YTD Budget Variance - Original</u>	<u>Percent of Budget</u>
Maintenance-Water Distribution	13,844.84	20,000.00	6,155.16	69.22%
Meter Costs	0.00	1,000.00	1,000.00	0.00%
Chemicals	14,177.10	20,000.00	5,822.90	70.88%
Shop Tools and Supplies	4,232.16	4,900.00	667.84	86.37%
Total OPERATING	93,439.97	116,915.00	23,475.03	79.92%
MAINTENANCE				
Janitorial	0.00	240.00	240.00	0.00%
Maintenance-Water Plant	6,720.03	13,000.00	6,279.97	51.69%
Maintenance - Vehicle	2,093.62	2,500.00	406.38	83.74%
Maintenance-Lot Mowing	27.59	0.00	(27.59)	0.00%
Total MAINTENANCE	8,841.24	15,740.00	6,898.76	56.17%
CAPITAL OUTLAY				
Capital Outlay	53,221.28	54,000.00	778.72	98.55%
Total CAPITAL OUTLAY	53,221.28	54,000.00	778.72	98.56%
RENEWAL & REPLACEMENT				
Renewal & Replacement	7,333.98	100,000.00	92,666.02	7.33%
Total RENEWAL & REPLACEMENT	7,333.98	100,000.00	92,666.02	7.33%
CONTRACTURAL SERVICES				
Contractural Services	2,165.00	5,000.00	2,835.00	43.30%
Total CONTRACTURAL SERVICES	2,165.00	5,000.00	2,835.00	43.30%
OTHER				
Cross Connection Control	12,540.00	15,100.00	2,560.00	83.04%
Total OTHER	12,540.00	15,100.00	2,560.00	83.05%
Total Expenses	394,023.62	599,360.00	205,336.38	65.74%
Net Income	96,597.64	0.00	96,597.64	0.00%

Spring Lake Improvement District
Statement of Revenues and Expenditures - P&L by Fund (Original Budget)
402 - Lot Mowing Fund
From 10/1/2011 Through 9/30/2012

	<u>Current Year Actual</u>	<u>Current Period Budget - Original</u>	<u>YTD Budget Variance - Original</u>	<u>Percent of Budget</u>
Income				
BILLING				
Lot Mowing Revenue	174,577.70	193,235.00	(18,657.30)	90.34%
Total BILLING	<u>174,577.70</u>	<u>193,235.00</u>	<u>(18,657.30)</u>	<u>90.34%</u>
OTHER REVENUE SOURCES				
Interest Income	293.88	250.00	43.88	117.55%
Disposition of Fixed Assets	662.00	0.00	662.00	0.00%
Total OTHER REVENUE SOURCES	<u>955.88</u>	<u>250.00</u>	<u>705.88</u>	<u>382.35%</u>
Total Income	<u>175,533.58</u>	<u>193,485.00</u>	<u>(17,951.42)</u>	<u>90.72%</u>
Expenses				
PERSONNEL				
Salaries	37,751.72	57,315.00	19,563.28	65.86%
FICA	2,886.90	4,385.00	1,498.10	65.83%
Pension	781.24	955.00	173.76	81.80%
Health Insurance	7,979.56	12,355.00	4,375.44	64.58%
Worker's Compensation	1,951.70	2,430.00	478.30	80.31%
Total PERSONNEL	<u>51,351.12</u>	<u>77,440.00</u>	<u>26,088.88</u>	<u>66.31%</u>
MANAGEMENT				
Supervisor Fees	940.00	1,200.00	260.00	78.33%
Audit	6,250.00	6,250.00	0.00	100.00%
Legal Advertising	68.86	200.00	131.14	34.43%
Attorney	2,000.00	2,800.00	800.00	71.42%
Total MANAGEMENT	<u>9,258.86</u>	<u>10,450.00</u>	<u>1,191.14</u>	<u>88.60%</u>
FEES				
Tax Collection Fees	8,949.79	14,000.00	5,050.21	63.92%
Recording Fees & Charges	1,462.00	2,000.00	538.00	73.10%
Total FEES	<u>10,411.79</u>	<u>16,000.00</u>	<u>5,588.21</u>	<u>65.07%</u>
OPERATING				
Computer Services	689.94	1,300.00	610.06	53.07%
Refuse Removal	282.00	360.00	78.00	78.33%
Pest Control	98.60	200.00	101.40	49.30%
Telephone	1,117.62	1,400.00	282.38	79.83%
Electric - Offices	1,007.11	1,300.00	292.89	77.47%
Insurance	1,760.28	1,800.00	39.72	97.79%
Office Supplies	2,247.98	3,200.00	952.02	70.24%
Postage	309.76	400.00	90.24	77.44%
Fuel & Lubricants	10,927.39	20,000.00	9,072.61	54.63%
Uniform Rental	1,071.24	1,250.00	178.76	85.69%
Shop Tools and Supplies	2,116.34	2,800.00	683.66	75.58%
Total OPERATING	<u>21,628.26</u>	<u>34,010.00</u>	<u>12,381.74</u>	<u>63.59%</u>
MAINTENANCE				
Janitorial	0.00	240.00	240.00	0.00%
Maintenance - Vehicle	819.38	1,500.00	680.62	54.62%
Maintenance-Lot Mowing	3,907.40	10,000.00	6,092.60	39.07%
Total MAINTENANCE	<u>4,726.78</u>	<u>11,740.00</u>	<u>7,013.22</u>	<u>40.26%</u>
RENEWAL & REPLACEMENT				
Renewal & Replacement	0.00	43,845.00	43,845.00	0.00%
Total RENEWAL & REPLACEMENT	<u>0.00</u>	<u>43,845.00</u>	<u>43,845.00</u>	<u>0.00%</u>
Total Expenses	<u>97,376.81</u>	<u>193,485.00</u>	<u>96,108.19</u>	<u>50.33%</u>

Spring Lake Improvement District
 Statement of Revenues and Expenditures - P&L by Fund (Original Budget)
 402 - Lot Mowing Fund
 From 10/1/2011 Through 9/30/2012

	<u>Current Year Actual</u>	<u>Current Period Budget - Original</u>	<u>YTD Budget Variance - Original</u>	<u>Percent of Budget</u>
Net Income	<u>78,156.77</u>	<u>0.00</u>	<u>78,156.77</u>	<u>0.00%</u>

Spring Lake Improvement District
Normal Trial Balance - Trial Balance by Fund
01 - General Fund
From 7/1/2012 Through 7/31/2012

Account Code	Account Title	Debit Balance	Credit Balance
101100	Cash Operating	15,366.53	
101200	State Board Fund A	1,290.36	
101300	State Board R & R Fund A	1,377.56	
101400	State Board Fund B	1,103.66	
101500	State Board R & R Fund B	1,384.69	
101600	Emergency Fund	63,541.37	
101700	Capital Projects	26,185.42	
101701	Capital - Pump Station	5,590.50	
101702	Capital - Canal Restoration	15,000.00	
101703	Capital - Control Structures	5,591.03	
101704	Capital - Water Body Construction	45,000.00	
101705	Capital - Parks and Recreation	16,143.43	
101706	Capital - Steet Lights	12,765.04	
101800	Renewal & Replacement	64,288.39	
101900	Operating Reserve	706,106.32	
104006	Unrealized Loss Fund B		308.37
104009	Unrealized Loss RR Fund B		386.89
115200	A/R-Billing	2,256.76	
117000	Alowance for Uncollectible A/R		2,256.76
131104	Due from Water		296.20
131105	Due from General Fund	20,544.13	
202100	Accounts Payable	34.65	
207102	Due to Mosquito		20,544.13
220347	Community Center Deposits		400.00
229100	Due to AFLAC	370.65	
229200	Due to New York Life	71.20	
229400	Due to Pension		1,903.45
229500	Due to Health Insurance	199.81	
229700	SEP/IRA Employee Contribution		488.86
229800	Roth IRA - Employee Contribution		86.60
271000	Unreserved Fund Balance		723,528.60
325200	Drainage Assessments		945,014.37
343100	St Light Assessments		21,000.32
347200	Parks Assessments		89,245.83
347205	Misc Park Revenue		265.00
349200	Mosquito on Water Bill		373.79
349300	St Lights on Water Bill		51,111.20
349400	County Right of Ways		4,353.00
361100	Interest Income		2,225.52
362100	Building Lease		6,190.00
364100	Disposition of Fixed Assets		566.00
369903	Miscellaneous Income		36.00
511110	Supervisor Fees	2,115.00	
513120	Salaries	217,462.52	
513210	FICA	16,636.51	
513220	Pension	10,171.02	
513230	Health Insurance	33,704.57	
513240	Worker's Compensation	9,109.81	
513251	Unemployment	11,127.00	
513318	Tax Collection Fees	56,363.20	
513320	Audit	8,500.00	
513342	Computer Services	1,702.38	
513343	Refuse Removal	634.50	
513344	Pest Control	388.85	
513345	Janitorial	1,175.75	

Spring Lake Improvement District
Normal Trial Balance - Trial Balance by Fund
01 - General Fund
From 7/1/2012 Through 7/31/2012

Account Code	Account Title	Debit Balance	Credit Balance
513400	Travel	5,986.71	
513410	Portal Hosting & Support	1,442.86	
513415	Telephone	3,049.16	
513430	Electric - Offices	2,266.05	
513450	Insurance	28,442.47	
513480	Legal Advertising	229.70	
513491	Recording Fees & Charges	293.50	
513510	Office Supplies	4,906.71	
513520	Postage	752.03	
513525	Fuel & Lubricants	15,452.09	
513527	Uniform Rental	2,413.11	
513541	FASD	2,197.11	
513542	Memberships	933.75	
513550	Training and Conferences	2,073.17	
513600	Capital Outlay	59,296.42	
513620	Building Maintenance	2,353.63	
513630	Renewal & Replacement	7,774.97	
514310	Attorney	4,575.00	
514315	Legal	43,076.56	
515310	Engineering	48,100.00	
515630	Conceptual Permit Compliance	90,793.58	
519410	SL Breeze	2,831.56	
537520	Chemicals	8,059.90	
538430	Electric - Pump Station	4,446.68	
538460	Maintenance-Pump Station	1,969.52	
538465	Canal Restoration	2,655.97	
538466	Maintenance - Vehicle	2,260.05	
538526	Shop Tools and Supplies	6,082.07	
538610	Land Acquisition	50,408.76	
538650	Surveys & Appraisals	800.00	
541430	Electric - St Lights	77,111.98	
569490	Miscellaneous Expense	3,065.28	
572430	Electric - Parks & Median Signs	2,196.95	
572460	Maintenance-Parks	8,980.98	
	Total 01 - General Fund	1,870,580.89	1,870,580.89

Spring Lake Improvement District
Normal Trial Balance - Trial Balance by Fund
41 - Water Fund
From 7/1/2012 Through 7/31/2012

Account Code	Account Title	Debit Balance	Credit Balance
101100	Cash Operating	106,382.51	
101200	State Board Fund A	5,467.37	
101300	State Board R & R Fund A	5,110.56	
101400	State Board Fund B	5,598.27	
101500	State Board R & R Fund B	4,763.96	
101700	Capital Projects	92,958.26	
101800	Renewal & Replacement	160,305.92	
101900	Operating Reserve	212,259.34	
101905	Certificate of Deposit	323,042.97	
102100	Petty Cash	100.00	
104006	Unrealized Loss Fund B		1,564.19
104009	Unrealized Loss RR Fund B		1,331.08
115200	A/R-Billing	67,145.33	
161900	Land-Water Fund	7,014.20	
162900	Buildings-Water	278,353.58	
163900	Accumulated Depreciation		1,890,184.52
164900	Water Plant	781,598.87	
164901	Water Wells	134,427.91	
164902	Water Mains	814,658.11	
164903	Water Meters	265,285.23	
164904	Water Lines	620,148.97	
166902	Equipment-Enterprise Funds	128,663.71	
169901	Construction In Progress-Water	12,898.00	
202100	Accounts Payable	26.95	
207101	Street Lights on Water Bill		6,753.71
207102	Due to Mosquito		1,001.70
210100	Compensated Absences		11,192.21
220100	Customer Deposits		54,135.50
220200	Refunds	302.21	
229100	Due to AFLAC	275.70	
229200	Due to New York Life		49.99
229400	Due to Pension		569.13
229500	Due to Health Insurance	865.56	
229700	SEP/IRA Employee Contribution		209.85
229800	Roth IRA - Employee Contribution		384.80
271000	Unreserved Fund Balance		1,940,908.26
343300	Water Revenue		473,148.68
343302	Meter Fees		357.50
343303	Backflow Fees		200.00
343901	Lot Mowing Revenue		2,300.00
361100	Interest Income		2,756.37
364100	Disposition of Fixed Assets		2,486.00
369903	Miscellaneous Income		9,372.71
511110	Supervisor Fees	1,645.00	
513120	Salaries	149,010.34	
513210	FICA	11,400.10	
513220	Pension	6,485.20	
513230	Health Insurance	22,900.22	
513240	Worker's Compensation	6,459.49	
513251	Unemployment	3,850.00	
513320	Audit	6,250.00	
513342	Computer Services	6,318.92	
513343	Refuse Removal	493.50	
513344	Pest Control	172.55	
513415	Telephone	3,736.17	

Spring Lake Improvement District
Normal Trial Balance - Trial Balance by Fund
41 - Water Fund
From 7/1/2012 Through 7/31/2012

Account Code	Account Title	Debit Balance	Credit Balance
513430	Electric - Offices	1,762.48	
513450	Insurance	14,522.34	
513480	Legal Advertising	120.54	
513491	Recording Fees & Charges	2,629.72	
513510	Office Supplies	4,004.78	
513520	Postage	5,403.12	
513525	Fuel & Lubricants	6,244.65	
513527	Uniform Rental	898.44	
513542	Memberships	775.25	
513550	Training and Conferences	1,456.29	
513600	Capital Outlay	34,306.78	
513630	Renewal & Replacement	4,425.98	
514310	Attorney	3,500.00	
533340	Contractural Services	2,165.00	
533348	Potable Water Quality	1,041.35	
533430	Electric - Water Plant	10,351.60	
533440	Building Lease	6,190.00	
533460	Maintenance-Water Plant	6,322.03	
533495	Cross Connection Control	12,540.00	
533525	Maintenance-Water Distribution	13,340.40	
537520	Chemicals	14,177.10	
538466	Maintenance - Vehicle	2,093.62	
538526	Shop Tools and Supplies	4,232.16	
539460	Maintenance-Lot Mowing	27.59	
	Total 41 - Water Fund	4,398,906.20	4,398,906.20

Spring Lake Improvement District
Normal Trial Balance - Trial Balance by Fund
42 - Lot Mowing Fund
From 7/1/2012 Through 7/31/2012

Account Code	Account Title	Debit Balance	Credit Balance
101100	Cash Operating	39,578.20	
101200	State Board Fund A	1,334.19	
101400	State Board Fund B	442.49	
101900	Operating Reserve	134,700.38	
104006	Unrealized Loss Fund B		123.63
115200	A/R-Billing	49,839.74	
117000	Allowance for Uncollectible A/R		49,839.74
163900	Accumulated Depreciation		155,177.93
166900	Tractors	182,117.05	
166902	Equipment-Enterprise Funds	36,775.22	
202100	Accounts Payable	15.40	
210100	Compensated Absences		1,410.92
229100	Due to AFLAC	95.33	
229200	Due to New York Life	40.40	
229400	Due to Pension	969.63	
229500	Due to Health Insurance		609.73
229700	SEP/IRA Employee Contribution		26.29
229800	Roth IRA - Employee Contribution		9.60
271000	Unreserved Fund Balance		160,553.42
343901	Lot Mowing Revenue		174,577.70
361100	Interest Income		293.88
364100	Disposition of Fixed Assets		662.00
511110	Supervisor Fees	940.00	
513120	Salaries	37,751.72	
513210	FICA	2,886.90	
513220	Pension	781.24	
513230	Health Insurance	7,979.56	
513240	Worker's Compensation	1,951.70	
513318	Tax Collection Fees	8,949.79	
513320	Audit	6,250.00	
513342	Computer Services	689.94	
513343	Refuse Removal	282.00	
513344	Pest Control	98.60	
513415	Telephone	1,117.62	
513430	Electric - Offices	1,007.11	
513450	Insurance	1,760.28	
513480	Legal Advertising	68.86	
513491	Recording Fees & Charges	1,462.00	
513510	Office Supplies	2,247.98	
513520	Postage	309.76	
513525	Fuel & Lubricants	10,927.39	
513527	Uniform Rental	1,071.24	
514310	Attorney	2,000.00	
538466	Maintenance - Vehicle	819.38	
538526	Shop Tools and Supplies	2,116.34	
539460	Maintenance-Lot Mowing	3,907.40	
	Total 42 - Lot Mowing Fund	543,284.84	543,284.84
Report Total		6,812,771.93	6,812,771.93
Report Difference		0.00	

Spring Lake Improvement District
Check/Voucher Register - SLID-Check Register
101100 - Cash Operating
From 7/1/2012 Through 7/31/2012

Effective Date	Check Number	Payee	Check Amount	Transaction Description	Spoiled
7/3/2012	721483		432.96	HYATT REGENCY HOTEL - FASD CONFERENCE	No
7/3/2012	721484		29.79	POSTAGE	No
7/3/2012	721485		50.00	FASD REGISTRATION	No
7/3/2012	721486		400.00	FASD REGISTRATION	No
7/10/2012	721487		41.99	LEDGER BOOK FOR PWATER PLANT RECORD KEEPING - OFFICE DEPOT	No
7/9/2012	721488		315.95	PRINTER CARTRIDGES - LD PRODUCTS	No
7/3/2012	721489		105.00	BOAT MOTOR BORING - PERFORMANCE MARINE	No
7/1/2012	721490		152.28	6/2012 CREDIT CARD FEES	No
7/12/2012	721491		72.00	RECORDING FEES FOR WATER LIENS/RELEASES - SIMPLIFILE	No
7/20/2012	721492		24.91	DEFLECTORS - LAKE PLACID MARINE	No
7/3/2012	721493		434.49	BOART MOTOR REPAIR - POWERHEAD EXCHANGE	No
7/3/2012	8784	Andrew's Supply	168.00	TRASH BAGS (4 CASES)	No
7/3/2012	8785	Creative Printing	461.40	ADDRESS/POSTAGE BREEZE NEWSLETTER	No
7/3/2012		Creative Printing	155.00	GOING GREEN INSERT FOR WATER DEPARTMENT	No
7/3/2012		Creative Printing	430.46	JUNE 2012 BREEZE NEWSLETTER	No
7/3/2012	8786	Donnie Gavoni	35.00	WATER OPERATIONS 6/30/2012	No
7/3/2012	8787	Electronic Maintenance	99.99	4G JET PACK, SIM CARD	No
7/3/2012	8788	Hicks Oil Company Inc.	395.00	HT4 10W, DONAX TD FLUID	No
7/3/2012	8789	Justin Angell	250.00	COMPUTER SERVICES	No
7/3/2012	8790	Laye's Tire Service	670.35	P265/70R17 TIRES, MOUNTING PACKAGE	No
7/3/2012	8791	Mainstay Funds	5,402.09	PENSION CONTRIBUTION 2ND Q 2012	No
7/3/2012	8792	Mainstay Funds	1,250.60	ROTH IRA CONTRIBUTION 2ND Q 2012	No
7/3/2012	8793	Mainstay Funds	1,885.00	SEP/IRA CONTRIBUTION 2ND Q 2012	No
7/3/2012	8794	Northern Tool & Equipment	9.99	REPLACEMENT WARRANTY 115V PUMP	No
7/3/2012	8795	State of Florida Disbursement Unit	79.75	CHILD SUPPORT CASE #050000066FC28	No
7/3/2012	8796	Unifirst Corporation	96.86	UNIFORM RENTAL WE 06/29/2012	No
7/3/2012	8797	Xerox Corporation	126.76	6/2012 COPIER LEASE AND PRINT CHARGES	No
7/3/2012	8798	Zee Medical Service Co.	436.65	LATEX GLOVES, COVERALLS, SHOP SUPPLIES	No
7/3/2012	8799	Kimberly Bates	42.06	Deposit Refund - 7809 Maya Court	No
7/3/2012	8800	Irene Pointer	54.43	Deposit Refund - 8189 Cozumel Lane	No
7/10/2012	8801	Aflac	720.90	EMPLOYEE DEDUCTIONS	No
7/10/2012	8802	Bill Lawens	100.00	7/2012 BOARD MEETING	No
7/10/2012	8803	Brian Acker	100.00	7/2012 BOARD MEETING	No
7/10/2012	8804	Carquest Auto Parts Stores	148.50	BATTERY, OIL, FILTER	No
7/10/2012		Carquest Auto Parts Stores	19.35	BLACK RUBBER	No
7/10/2012		Carquest Auto Parts Stores	13.49	BRAKE CLEANER, GASKET MATERIAL, PLASTIC WELD	No
7/10/2012		Carquest Auto Parts Stores	143.85	BRAKE CLEANER, OIL, RATCHETS, INJECTOR CLEANER	No

Spring Lake Improvement District
 Check/Voucher Register - SLID-Check Register
 101100 - Cash Operating
 From 7/1/2012 Through 7/31/2012

Effective Date	Check Number	Payee	Check Amount	Transaction Description	Spoiled
7/10/2012		Carquest Auto Parts Stores	27.59	CYL LUBE & INJECTOR CLEANER	No
7/10/2012		Carquest Auto Parts Stores	21.29	FUEL FITLER, OIL FILTER, OIL	No
7/10/2012		Carquest Auto Parts Stores	40.02	HYDRAULIC HOSE, DISCONNECTS	No
7/10/2012		Carquest Auto Parts Stores	84.74	THREAD LOCKER, WATER TEMP GAUGE	No
7/10/2012		Carquest Auto Parts Stores	253.48	TRACTOR BATTERIES AND TERMINALS	No
7/10/2012	8805	Century Link	230.47	7/2012 TELEPHONE SERVCES	No
7/10/2012		Century Link	316.73	7/2012 TELEPHONE SERVICES	No
7/10/2012	8806	Choice Environmental	141.00	REFUSE SERVICES	No
7/10/2012	8807	Fields Equipment Company, Inc.	1,391.00	CYLINDERS, UNIVERSAL DRIVES, HARDWARE KITS	No
7/10/2012	8808	Ford Credit	380.54	7/2012 LEASE PAYMENT	No
7/10/2012	8809	Gary Behrendt	100.00	7/2012 BOARD MEETING	No
7/10/2012	8810	Hydro Designs	1,254.00	CROSS CONNECTION PROGRAM	No
7/10/2012	8811	Innovative Metering Solutions, INC	204.00	POLY PIPE	No
7/10/2012	8812	Laye's Tire Service	80.00	18.4/34 TUBE	No
7/10/2012		Laye's Tire Service	607.91	75R17 TIRES, TIRE MOUNT PACKAGE	No
7/10/2012	8813	Leon A Van Jr.	100.00	7/2012 BOARD MEETING	No
7/10/2012	8814	Lewis Longman & Walker PA	518.00	LEGAL FEES	No
7/10/2012	8815	New York Life	72.79	EMPLOYEE DEDUCTIONS	No
7/10/2012	8816	Odyssey Manufacturing Company	226.00	PUMP REPAIR, LABOR, MATERIALS	No
7/10/2012	8817	Spring Lake Lawn & Garden Center	9.67	BUMP HEAD PUMP	No
7/10/2012		Spring Lake Lawn & Garden Center	1.96	KEY	No
7/10/2012		Spring Lake Lawn & Garden Center	32.15	KEY SWITCH, SHIPPING, KEY CLIP	No
7/10/2012		Spring Lake Lawn & Garden Center	11.74	SIGNS	No
7/10/2012		Spring Lake Lawn & Garden Center	15.21	UPS SHIPPING CHARGES	No
7/10/2012	8818	State of Florida Disbursement Unit	79.75	CHILD SUPPORT CASE #050000066FC28	No
7/10/2012	8819	Sunshine State One Call of Florida Inc.	29.78	6/2012 LOCATE TICKETS	No
7/10/2012	8820	Taylor Oil	3,551.11	UNLEADED GAS AND DIESEL FUEL	No
7/10/2012	8821	The Dumont Company, Inc.	404.00	280 GALLONS LOQUID BLEACH	No
7/10/2012	8822	Tim Mckenna	100.00	7/2012 BOARD MEETING	No
7/10/2012	8823	Tractor Supply Credit Plan	81.96	TIRES, HUB, ABRASIVE WHEEL	No
7/10/2012	8824	Triangle Hardware	2.39	BRASS HOSE BARB	No
7/10/2012		Triangle Hardware	27.84	NUTS & BOLTS	No
7/10/2012	8825	Unifirst Corporation	96.86	UNIFORM RENTAL WE 07/06/2012	No
7/10/2012	8826	William J Nielander	1,000.00	7/2012 ATTORNEY FEES	No
7/10/2012	8827	Leon David Palacio	40.50	Deposit Refund - 201 Mimosa Court	No
7/10/2012	8828	William Kurtz	55.36	Deposit Refund - 8211 Cozumel Lane	No
7/10/2012	8829	Elizabeth Duprey	45.00	Deposit Refund - 6033 Pine Lane	No
7/10/2012	8830	Spring Lake Improvement District	70.00	Deposit Refund - Vandygriff - 501 Spring Lake Blvd	No
7/12/2012	8831	Highlands Independent Bank	500.00	LOAN RENEWAL	No

Spring Lake Improvement District
Check/Voucher Register - SLID-Check Register
101100 - Cash Operating
From 7/1/2012 Through 7/31/2012

Effective Date	Check Number	Payee	Check Amount	Transaction Description	Spoiled
7/17/2012	8832	Crystal Springs	28.56	MONTHLY SERVICE	No
7/17/2012	8833	Joe DeCerbo	643.44	INSURANCE REIMBURSEMENT	No
	8834		0.00		Yes
7/17/2012	8835	Progress Energy	10,266.63	7/2012 ELECTRIC SERVICE	No
7/17/2012	8836	State of Florida Disbursement Unit	79.75	CHILD SUPPORT CASE #050000066FC28	No
7/17/2012	8837	Unifirst Corporation	96.86	UNIFORM RENTAL WE 07/13/2012	No
7/17/2012	8838	United Health Care Insurance Company	3,935.38	8/2012 INSURANCE PREMIUMS	No
7/17/2012	8839	Blair Gilfus	74.86	Deposit Refund - 7911 Valencia Rd	No
7/24/2012	8840	Aaction Pest Control	167.00	QUARTERY PEST CONTROL	No
7/24/2012	8841	Florida Dept. of Environmental Protection (FDEP)	100.00	CLASS C WATER OPERATOR CERTIFICATION - CLARKE	No
7/24/2012	8842	Home Depot Credit Services	145.25	SHELVES, ELECTRICAL PLATES, OUTLETS, SWITCHES, HOSE	No
7/24/2012	8843	State of Florida Disbursement Unit	79.75	CHILD SUPPORT CASE #050000066FC28	No
7/24/2012	8844	The Dumont Company, Inc.	420.80	292 GALLONS LIQUID BLEACH	No
7/24/2012	8845	Unifirst Corporation	96.86	UNIFORM RENTAL WE 07/20/2012	No
7/24/2012	8846	Verizon Wireless	221.60	ACCOUNT #221693722-00001 CELL PHONE, AIR CARD	No
7/24/2012	8847	Wal-Mart Community	84.55	OFFICE SUPPLIES, CLEANING SUPPLIES	No
7/24/2012	8848	Aderco Enterprises, Inc	302.21	DEPOSIT REFUND - 92 CLUBHOUSE LANE	No
7/24/2012	8849	Jeannie Terry	26.42	DEPOSIT REFUND - 508 VILLAWAY	No
7/24/2012	8850	Wayne Greer	42.22	DEPOSIT REFUND - 320 CHERRY TREE DRIVE	No
7/31/2012	8851	Craig A. Smith & Associates	4,140.00	PROFESSIONAL SERVICE THRU 6/30/2012	No
7/31/2012	8852	FASD	325.00	REGISTRATION FOR 2012 FASD CONF/SHRUM	No
7/31/2012	8853	Gempler's	218.15	RECYCLE LIDS, SEISMIC GLASS	No
7/31/2012	8854	HD Supply Waterworks, LTD	1,395.86	DUAL CHECK VALVES, GATE VALVES, GASKETS, RINGS, MISC FITTING	No
7/31/2012	8855	Joe DeCerbo	307.59	REIMBURSEMENT OF MISC OFFICE SUPPLIES	No
7/31/2012	8856	Short Environmental Laboratories, Inc.	98.00	POTABLE WATER TESTING	No
7/31/2012	8857	State of Florida Disbursement Unit	79.75	CHILD SUPPORT CASE #050000066FC28	No
7/31/2012	8858	Unifirst Corporation	92.76	UNIFORM RENTAL WE 07/27/2012	No
7/31/2012	8859	Alma Calcano	100.00	COMMUNITY CENTER DEPOSIT REFUND - 07/28/20012	No
7/31/2012	8860	Ginger Lanfier	87.33	Deposit Refund - 2111 Villaway	No
7/31/2012	8861	Charles Schnell	8.93	DEPOSIT REFUND - 316 MIRADOR DRIVE	No
7/31/2012	8862	Estate of William Ellison	13.15	DEPOSIT REFUND - 5809 REDWOOD TERRACE	No
7/31/2012	8863	Diana Absher	90.56	DEPOSIT REFUND - 307 CHERRY TREE DRIVE	No
7/31/2012	8864	Roland Vavrosky	12.50	DEPOSIT REFUND - 633 RYAN ROAD	No
7/31/2012	8865	Dustin Lang	63.64	DEPOSIT REFUND - 121 MADRID DRIVE	No
7/31/2012	8866	Lourdes Morales	2.20	DEPOSIT REFUND - 6217 BAYHILL LANE	No

Spring Lake Improvement District
 Check/Voucher Register - SLID-Check Register
 101100 - Cash Operating
 From 7/1/2012 Through 7/31/2012

Effective Date	Check Number	Payee	Check Amount	Transaction Description	Spoiled
7/31/2012	8867	Rosa Denisse Montalvo	100.00	ACH ENROLLMENT DEPOSIT REFUND - 7017 ROLLING HILLS RD	No
7/31/2012	8868	Anna Cole	45.00	ACH/CC ENROLLMENT DEPOSIT - 5808 EDGEWATER TERRACE	No
7/31/2012	8869	Charles Kerr	50.00	ACH/CC ENROLLMENT DEPOSIT REFUND - 225 BROOK LANE	No
7/31/2012	8870	Samuel Labrador	50.00	ACH ENROLLMENT DEPOSIT REFUND - 532 SPRING LAKE BLVD	No
7/31/2012	8871	Robert Knapp	50.00	ACH/CC ENROLLMENT DEPOSIT REFUND - 1204 VILLAWAY	No
7/31/2012	8872	R. Normandin	45.00	ACH ENROLLMENT DEPOSIT REFUND - 6440 CONCORD ST	No
7/31/2012	8873	Richard Fico	50.00	ACH ENROLLMENT DEPOSIT REFUND - 6125 WILSON TERRACE	No
7/31/2012	8874	Betty Springsteen	50.00	ACH ENROLLMENT DEPOSIT REFUND - 5916 THUNDER RD	No
7/31/2012	8875	Karen Nicola	49.50	ACH ENROLLMENT DEPOSIT REFUND = 5833 SUN VALLEY DRIVE	No
7/31/2012	8876	James McAnally	50.00	ACH ENROLLMENT DEPOSIT REFUND - 106 FRIENDLY CIRCLE	No
7/31/2012	8877	Lewis Krotzer	50.00	ACH ENROLLMENT DEPOSIT REFUND - 5729 THUNDER RD	No
7/3/2012	PRT07032012	EFTPS (PAYROLL TAXES)	2,470.71	PAYROLL TAXES WE 07/06/2012	No
7/10/2012	PRT07102012	EFTPS (PAYROLL TAXES)	2,538.32	PAYROLL TAXES WE 07/13/2012	No
7/17/2012	PRT07172012	EFTPS (PAYROLL TAXES)	2,495.28	PAYROLL TAXES WE 07/20/2012	No
7/24/2012	PRT07242012	EFTPS (PAYROLL TAXES)	2,440.46	PAYROLL TAXES WE 07/27/2012	No
7/31/2012	PRT07312012	EFTPS (PAYROLL TAXES)	138.26	401	No
7/31/2012		EFTPS (PAYROLL TAXES)	2,324.47	PAYROLL TAXES WE 08/03/2012	No
7/2/2012	V1763	Wendi R. Allison	554.62	Employee: 21; Pay Date: 7/2/2012	No
7/2/2012	V1764	Catherine D. Angell	804.95	Employee: 01; Pay Date: 7/2/2012	No
7/2/2012	V1765	Wellington E. Clarke	471.73	Employee: 02; Pay Date: 7/2/2012	No
7/2/2012	V1766	Joseph T. DeCerbo	1,324.58	Employee: 03; Pay Date: 7/2/2012	No
7/2/2012	V1767	John Laiosa	503.97	Employee: 10; Pay Date: 7/2/2012	No
7/2/2012	V1768	William Maine III	213.85	Employee: 11; Pay Date: 7/2/2012	No
7/2/2012	V1769	Randolph Nelson	723.58	Employee: 12; Pay Date: 7/2/2012	No
7/2/2012	V1770	Joshua R. Nolen	507.21	Employee: 18; Pay Date: 7/2/2012	No
7/2/2012	V1771	Travis S. Nolen	466.88	Employee: 19; Pay Date: 7/2/2012	No
7/2/2012	V1772	Brian L. Patrick	473.34	Employee: 13; Pay Date: 7/2/2012	No
7/2/2012	V1773	Clay R. Shrum Sr.	895.25	Employee: 15; Pay Date: 7/2/2012	No
7/2/2012	V1774	Travis H. Turner	423.63	Employee: 20; Pay Date: 7/2/2012	No
7/9/2012	V1775	Wendi R. Allison	554.62	Employee: 21; Pay Date: 7/9/2012	No
7/9/2012	V1776	Catherine D. Angell	804.94	Employee: 01; Pay Date: 7/9/2012	No
7/9/2012	V1777	Wellington E. Clarke	471.73	Employee: 02; Pay Date: 7/9/2012	No

Spring Lake Improvement District
Check/Voucher Register - SLID-Check Register
101100 - Cash Operating
From 7/1/2012 Through 7/31/2012

<u>Effective Date</u>	<u>Check Number</u>	<u>Payee</u>	<u>Check Amount</u>	<u>Transaction Description</u>	<u>Spoiled</u>
7/9/2012	V1778	Joseph T. DeCerbo	1,324.59	Employee: 03; Pay Date: 7/9/2012	No
7/9/2012	V1779	John Laiosa	503.98	Employee: 10; Pay Date: 7/9/2012	No
7/9/2012	V1780	Randolph Nelson	723.58	Employee: 12; Pay Date: 7/9/2012	No
7/9/2012	V1781	Joshua R. Nolen	522.65	Employee: 18; Pay Date: 7/9/2012	No
7/9/2012	V1782	Travis S. Nolen	616.49	Employee: 19; Pay Date: 7/9/2012	No
7/9/2012	V1783	Brian L. Patrick	543.57	Employee: 13; Pay Date: 7/9/2012	No
7/9/2012	V1784	Clay R. Shrum Sr.	895.25	Employee: 15; Pay Date: 7/9/2012	No
7/9/2012	V1785	Travis H. Turner	482.93	Employee: 20; Pay Date: 7/9/2012	No
7/16/2012	V1786	Wendi R. Allison	554.62	Employee: 21; Pay Date: 7/16/2012	No
7/16/2012	V1787	Catherine D. Angell	804.95	Employee: 01; Pay Date: 7/16/2012	No
7/16/2012	V1788	Wellington E. Clarke	548.28	Employee: 02; Pay Date: 7/16/2012	No
7/16/2012	V1789	Joseph T. DeCerbo	1,324.58	Employee: 03; Pay Date: 7/16/2012	No
7/16/2012	V1790	John Laiosa	503.98	Employee: 10; Pay Date: 7/16/2012	No
7/16/2012	V1791	Randolph Nelson	723.58	Employee: 12; Pay Date: 7/16/2012	No
7/16/2012	V1792	Joshua R. Nolen	445.46	Employee: 18; Pay Date: 7/16/2012	No
7/16/2012	V1793	Travis S. Nolen	535.68	Employee: 19; Pay Date: 7/16/2012	No
7/16/2012	V1794	Brian L. Patrick	465.53	Employee: 13; Pay Date: 7/16/2012	No
7/16/2012	V1795	Clay R. Shrum Sr.	951.84	Employee: 15; Pay Date: 7/16/2012	No
7/16/2012	V1796	Travis H. Turner	423.63	Employee: 20; Pay Date: 7/16/2012	No
7/23/2012		Wendi R. Allison	554.62	Employee: 21; Pay Date: 7/23/2012	No
7/23/2012	V1797	Catherine D. Angell	804.94	Employee: 01; Pay Date: 7/23/2012	No
7/23/2012	V1798	Wellington E. Clarke	471.73	Employee: 02; Pay Date: 7/23/2012	No
7/23/2012	V1799	Joseph T. DeCerbo	1,324.59	Employee: 03; Pay Date: 7/23/2012	No
7/23/2012	V1800	John Laiosa	503.98	Employee: 10; Pay Date: 7/23/2012	No
7/23/2012	V1801	Randolph Nelson	723.57	Employee: 12; Pay Date: 7/23/2012	No
7/23/2012	V1802	Joshua R. Nolen	445.45	Employee: 18; Pay Date: 7/23/2012	No
7/23/2012	V1803	Travis S. Nolen	535.68	Employee: 19; Pay Date: 7/23/2012	No
7/23/2012	V1804	Brian L. Patrick	418.72	Employee: 13; Pay Date: 7/23/2012	No
7/23/2012	V1805	Clay R. Shrum Sr.	951.85	Employee: 15; Pay Date: 7/23/2012	No
7/23/2012	V1806	Travis H. Turner	423.63	Employee: 20; Pay Date: 7/23/2012	No
7/30/2012	V1807	Wendi R. Allison	554.62	Employee: 21; Pay Date: 7/30/2012	No
7/30/2012	V1808	Catherine D. Angell	804.94	Employee: 01; Pay Date: 7/30/2012	No
7/30/2012	V1809	Wellington E. Clarke	471.73	Employee: 02; Pay Date: 7/30/2012	No
7/30/2012	V1810	Joseph T. DeCerbo	1,324.59	Employee: 03; Pay Date: 7/30/2012	No
7/30/2012	V1811	John Laiosa	503.97	Employee: 10; Pay Date: 7/30/2012	No
7/30/2012	V1812	Randolph Nelson	723.58	Employee: 12; Pay Date: 7/30/2012	No
7/30/2012	V1813	Travis S. Nolen	535.68	Employee: 19; Pay Date: 7/30/2012	No
7/30/2012	V1814	Joshua R. Nolen	445.45	Employee: 18; Pay Date: 7/30/2012	No
7/30/2012	V1815	Brian L. Patrick	481.15	Employee: 13; Pay Date: 7/30/2012	No

Spring Lake Improvement District
Check/Voucher Register - SLID-Check Register
101100 - Cash Operating
From 7/1/2012 Through 7/31/2012

<u>Effective Date</u>	<u>Check Number</u>	<u>Payee</u>	<u>Check Amount</u>	<u>Transaction Description</u>	<u>Spoiled</u>
7/30/2012	V1816	Clay R. Shrum Sr.	951.84	Employee: 15; Pay Date: 7/30/2012	No
7/30/2012	V1817	Travis H. Turner	<u>423.64</u>	Employee: 20; Pay Date: 7/30/2012	No
Report Total			<u>100,874.25</u>		

Spring Lake Improvement District
Posted General Ledger Transactions - Journal Vouchers

Session ID	Effective Date	GL Code	GL Title	Department Title	Debit	Credit	Transaction Description
JV1213	7/1/2012	101100	Cash Operating	Water	0.98		MOSQUITO Payment
JV1213	7/1/2012	115200	A/R-Billing	Water		0.98	MOSQUITO Payment
JV1213	7/1/2012	101100	Cash Operating	Water	7.24		STREET LIGHT Payment
JV1213	7/1/2012	115200	A/R-Billing	Water		7.24	STREET LIGHT Payment
JV1213	7/1/2012	101100	Cash Operating	Water	36.69		WATER Payment
JV1213	7/1/2012	115200	A/R-Billing	Water		36.69	WATER Payment
JV1213	7/2/2012	101100	Cash Operating	Water	5.88		MOSQUITO Payment
JV1213	7/2/2012	115200	A/R-Billing	Water		5.88	MOSQUITO Payment
JV1213	7/2/2012	101100	Cash Operating	Water	22.25		STREET LIGHT Payment
JV1213	7/2/2012	115200	A/R-Billing	Water		22.25	STREET LIGHT Payment
JV1213	7/2/2012	101100	Cash Operating	Water	249.79		WATER Payment
JV1213	7/2/2012	115200	A/R-Billing	Water		249.79	WATER Payment
JV1213	7/2/2012	101100	Cash Operating	Water	10.00		WATER Penalty Payment
JV1213	7/2/2012	115200	A/R-Billing	Water		10.00	WATER Penalty Payment
JV1213	7/2/2012	207102	Due to Mosquito	Water		0.42	MOSQUITO Charge
JV1213	7/2/2012	115200	A/R-Billing	Water	0.42		MOSQUITO Charge
JV1213	7/2/2012	220100	Customer Deposits	Water	1.40		MOSQUITO Dep Apply
JV1213	7/2/2012	115200	A/R-Billing	Water		1.40	MOSQUITO Dep Apply
JV1213	7/2/2012	207101	Street Lights on Water Bill	Water		1.57	STREET LIGHT Charge
JV1213	7/2/2012	115200	A/R-Billing	Water	1.57		STREET LIGHT Charge
JV1213	7/2/2012	220100	Customer Deposits	Water	5.19		STREET LIGHT Dep Apply
JV1213	7/2/2012	115200	A/R-Billing	Water		5.19	STREET LIGHT Dep Apply
JV1213	7/2/2012	343300	Water Revenue	Water		13.29	WATER Charge
JV1213	7/2/2012	115200	A/R-Billing	Water	13.29		WATER Charge
JV1213	7/2/2012	220100	Customer Deposits	Water	38.98		WATER Dep Apply
JV1213	7/2/2012	115200	A/R-Billing	Water		38.98	WATER Dep Apply
JV1213	7/2/2012	220100	Customer Deposits	Water	54.43		WATER Dep Refund
JV1213	7/2/2012	220200	Refunds	Water		54.43	WATER Dep Refund
JV1213	7/2/2012	207102	Due to Mosquito	Water		0.42	MOSQUITO Charge
JV1213	7/2/2012	115200	A/R-Billing	Water	0.42		MOSQUITO Charge
JV1213	7/2/2012	220100	Customer Deposits	Water	0.42		MOSQUITO Dep Apply
JV1213	7/2/2012	115200	A/R-Billing	Water		0.42	MOSQUITO Dep Apply
JV1213	7/2/2012	207101	Street Lights on Water Bill	Water		1.57	STREET LIGHT Charge
JV1213	7/2/2012	115200	A/R-Billing	Water	1.57		STREET LIGHT Charge
JV1213	7/2/2012	220100	Customer Deposits	Water	1.57		STREET LIGHT Dep Apply
JV1213	7/2/2012	115200	A/R-Billing	Water		1.57	STREET LIGHT Dep Apply

Spring Lake Improvement District
Posted General Ledger Transactions - Journal Vouchers

<u>Session ID</u>	<u>Effective Date</u>	<u>GL Code</u>	<u>GL Title</u>	<u>Department Title</u>	<u>Debit</u>	<u>Credit</u>	<u>Transaction Description</u>
JV1213	7/2/2012	343300	Water Revenue	Water		14.43	WATER Charge
JV1213	7/2/2012	115200	A/R-Billing	Water	14.43		WATER Charge
JV1213	7/2/2012	220100	Customer Deposits	Water	14.43		WATER Dep Apply
JV1213	7/2/2012	115200	A/R-Billing	Water		14.43	WATER Dep Apply
JV1213	7/2/2012	220100	Customer Deposits	Water	42.06		WATER Dep Refund
JV1213	7/2/2012	220200	Refunds	Water		42.06	WATER Dep Refund
JV1213	7/2/2012	220100	Customer Deposits	Water	41.52		WATER Miscellaneous Dep Ap
JV1213	7/2/2012	115200	A/R-Billing	Water		41.52	WATER Miscellaneous Dep Ap
JV1213	7/2/2012	101100	Cash Operating	Water	15.68		MOSQUITO Payment
JV1213	7/2/2012	115200	A/R-Billing	Water		15.68	MOSQUITO Payment
JV1213	7/2/2012	101100	Cash Operating	Water	131.46		STREET LIGHT Payment
JV1213	7/2/2012	115200	A/R-Billing	Water		131.46	STREET LIGHT Payment
JV1213	7/2/2012	101100	Cash Operating	Water	1,150.70		WATER Payment
JV1213	7/2/2012	115200	A/R-Billing	Water		1,150.70	WATER Payment
JV1213	7/2/2012	101100	Cash Operating	Water	55.00		WATER Miscellaneous Paymen
JV1213	7/2/2012	115200	A/R-Billing	Water		55.00	WATER Miscellaneous Paymen
JV1213	7/2/2012	101100	Cash Operating	Water	90.00		WATER Penalty Payment
JV1213	7/2/2012	115200	A/R-Billing	Water		90.00	WATER Penalty Payment
JV1213	7/2/2012	101100	Cash Operating	Water	23.23		MOSQUITO Payment
JV1213	7/2/2012	115200	A/R-Billing	Water		23.23	MOSQUITO Payment
JV1213	7/2/2012	101100	Cash Operating	Water	93.05		STREET LIGHT Payment
JV1213	7/2/2012	115200	A/R-Billing	Water		93.05	STREET LIGHT Payment
JV1213	7/2/2012	101100	Cash Operating	Water	986.39		WATER Payment
JV1213	7/2/2012	115200	A/R-Billing	Water		986.39	WATER Payment
JV1213	7/2/2012	101100	Cash Operating	Water	40.00		WATER Miscellaneous Paymen
JV1213	7/2/2012	115200	A/R-Billing	Water		40.00	WATER Miscellaneous Paymen
JV1213	7/2/2012	207102	Due to Mosquito	Water		0.42	MOSQUITO Charge
JV1213	7/2/2012	115200	A/R-Billing	Water	0.42		MOSQUITO Charge
JV1213	7/2/2012	220100	Customer Deposits	Water	1.40		MOSQUITO Dep Apply
JV1213	7/2/2012	115200	A/R-Billing	Water		1.40	MOSQUITO Dep Apply
JV1213	7/2/2012	207101	Street Lights on Water Bill	Water		1.57	STREET LIGHT Charge
JV1213	7/2/2012	115200	A/R-Billing	Water	1.57		STREET LIGHT Charge
JV1213	7/2/2012	220100	Customer Deposits	Water	5.19		STREET LIGHT Dep Apply
JV1213	7/2/2012	115200	A/R-Billing	Water		5.19	STREET LIGHT Dep Apply
JV1213	7/2/2012	343300	Water Revenue	Water		11.49	WATER Charge
JV1213	7/2/2012	115200	A/R-Billing	Water	11.49		WATER Charge
JV1213	7/2/2012	220100	Customer Deposits	Water	38.05		WATER Dep Apply

Spring Lake Improvement District
Posted General Ledger Transactions - Journal Vouchers

Session ID	Effective Date	GL Code	GL Title	Department Title	Debit	Credit	Transaction Description
JV1213	7/2/2012	115200	A/R-Billing	Water		38.05	WATER Dep Apply
JV1213	7/2/2012	220100	Customer Deposits	Water	55.36		WATER Dep Refund
JV1213	7/2/2012	220200	Refunds	Water		55.36	WATER Dep Refund
JV1213	7/3/2012	207102	Due to Mosquito	Water		0.46	MOSQUITO Charge
JV1213	7/3/2012	115200	A/R-Billing	Water	0.46		MOSQUITO Charge
JV1213	7/3/2012	220100	Customer Deposits	Water	1.44		MOSQUITO Dep Apply
JV1213	7/3/2012	115200	A/R-Billing	Water		1.44	MOSQUITO Dep Apply
JV1213	7/3/2012	207101	Street Lights on Water Bill	Water		1.69	STREET LIGHT Charge
JV1213	7/3/2012	115200	A/R-Billing	Water	1.69		STREET LIGHT Charge
JV1213	7/3/2012	220100	Customer Deposits	Water	5.31		STREET LIGHT Dep Apply
JV1213	7/3/2012	115200	A/R-Billing	Water		5.31	STREET LIGHT Dep Apply
JV1213	7/3/2012	343300	Water Revenue	Water		17.20	WATER Charge
JV1213	7/3/2012	115200	A/R-Billing	Water	17.20		WATER Charge
JV1213	7/3/2012	220100	Customer Deposits	Water	52.75		WATER Dep Apply
JV1213	7/3/2012	115200	A/R-Billing	Water		52.75	WATER Dep Apply
JV1213	7/3/2012	220100	Customer Deposits	Water	40.50		WATER Dep Refund
JV1213	7/3/2012	220200	Refunds	Water		40.50	WATER Dep Refund
JV1213	7/3/2012	101100	Cash Operating	Water	0.98		MOSQUITO Payment
JV1213	7/3/2012	115200	A/R-Billing	Water		0.98	MOSQUITO Payment
JV1213	7/3/2012	101100	Cash Operating	Water	3.62		STREET LIGHT Payment
JV1213	7/3/2012	115200	A/R-Billing	Water		3.62	STREET LIGHT Payment
JV1213	7/3/2012	101100	Cash Operating	Water	83.62		WATER Payment
JV1213	7/3/2012	115200	A/R-Billing	Water		83.62	WATER Payment
JV1213	7/3/2012	101100	Cash Operating	Water	24.96		MOSQUITO Payment
JV1213	7/3/2012	115200	A/R-Billing	Water		24.96	MOSQUITO Payment
JV1213	7/3/2012	101100	Cash Operating	Water	92.68		STREET LIGHT Payment
JV1213	7/3/2012	115200	A/R-Billing	Water		92.68	STREET LIGHT Payment
JV1213	7/3/2012	101100	Cash Operating	Water	810.70		WATER Payment
JV1213	7/3/2012	115200	A/R-Billing	Water		810.70	WATER Payment
JV1213	7/3/2012	101100	Cash Operating	Water	17.29		MOSQUITO Payment
JV1213	7/3/2012	115200	A/R-Billing	Water		17.29	MOSQUITO Payment
JV1213	7/3/2012	101100	Cash Operating	Water	68.11		STREET LIGHT Payment
JV1213	7/3/2012	115200	A/R-Billing	Water		68.11	STREET LIGHT Payment
JV1213	7/3/2012	101100	Cash Operating	Water	451.91		WATER Payment
JV1213	7/3/2012	115200	A/R-Billing	Water		451.91	WATER Payment
JV1213	7/3/2012	101100	Cash Operating	Water	5.00		WATER Penalty Payment
JV1213	7/3/2012	115200	A/R-Billing	Water		5.00	WATER Penalty Payment

Spring Lake Improvement District
Posted General Ledger Transactions - Journal Vouchers

Session ID	Effective Date	GL Code	GL Title	Department Title	Debit	Credit	Transaction Description
JV1213	7/3/2012	101100	Cash Operating	Water	0.98		MOSQUITO Payment
JV1213	7/3/2012	115200	A/R-Billing	Water		0.98	MOSQUITO Payment
JV1213	7/3/2012	101100	Cash Operating	Water	3.62		STREET LIGHT Payment
JV1213	7/3/2012	115200	A/R-Billing	Water		3.62	STREET LIGHT Payment
JV1213	7/3/2012	101100	Cash Operating	Water	34.00		WATER Payment
JV1213	7/3/2012	115200	A/R-Billing	Water		34.00	WATER Payment
JV1213	7/3/2012	101100	Cash Operating	Water	1.21		MOSQUITO Payment
JV1213	7/3/2012	115200	A/R-Billing	Water		1.21	MOSQUITO Payment
JV1213	7/3/2012	101100	Cash Operating	Water	8.94		STREET LIGHT Payment
JV1213	7/3/2012	115200	A/R-Billing	Water		8.94	STREET LIGHT Payment
JV1213	7/3/2012	101100	Cash Operating	Water	41.28		WATER Payment
JV1213	7/3/2012	115200	A/R-Billing	Water		41.28	WATER Payment
Total JV1213					5,031.77	5,031.77	
JV1208	7/3/2012	101100	Cash Operating	Water		0.98	MOSQUITO Return Chck
JV1208	7/3/2012	115200	A/R-Billing	Water	0.98		MOSQUITO Return Chck
JV1208	7/3/2012	101100	Cash Operating	Water		10.86	STREET LIGHT Return Chck
JV1208	7/3/2012	115200	A/R-Billing	Water	10.86		STREET LIGHT Return Chck
JV1208	7/3/2012	369903	Miscellaneous Income	Water		50.00	WATER Misc
JV1208	7/3/2012	115200	A/R-Billing	Water	50.00		WATER Misc
JV1208	7/3/2012	101100	Cash Operating	Water		81.90	WATER Return Chck
JV1208	7/3/2012	115200	A/R-Billing	Water	81.90		WATER Return Chck
JV1208	7/3/2012	101100	Cash Operating	Water		10.00	WATER Penalty Return Chck
JV1208	7/3/2012	115200	A/R-Billing	Water	10.00		WATER Penalty Return Chck
Total JV1208					153.74	153.74	
JV1210	7/5/2012	101900	Operating Reserve	Lot Mowing	32.10		Money Market Interest June 2012
JV1210	7/5/2012	361100	Interest Income	Lot Mowing		32.10	Money Market Interest June 2012
JV1210	7/5/2012	101600	Emergency Fund	Drainage	12.62		Money Market Interest June 2012
JV1210	7/5/2012	361100	Interest Income	Drainage		12.62	Money Market Interest June 2012

Spring Lake Improvement District
Posted General Ledger Transactions - Journal Vouchers

<u>Session ID</u>	<u>Effective Date</u>	<u>GL Code</u>	<u>GL Title</u>	<u>Department Title</u>	<u>Debit</u>	<u>Credit</u>	<u>Transaction Description</u>
JV1210	7/5/2012	101700	Capital Projects	Drainage	30.10		Money Market Interest June 2012
JV1210	7/5/2012	361100	Interest Income	Drainage		30.10	Money Market Interest June 2012
JV1210	7/5/2012	101800	Renewal & Replacement	Drainage	12.76		Money Market Interest June 2012
JV1210	7/5/2012	361100	Interest Income	Drainage		12.76	Money Market Interest June 2012
JV1210	7/5/2012	101900	Operating Reserve	Drainage	168.29		Money Market Interest June 2012
JV1210	7/5/2012	361100	Interest Income	Drainage		168.29	Money Market Interest June 2012
JV1210	7/5/2012	101700	Capital Projects	Water	18.47		Money Market Interest June 2012
JV1210	7/5/2012	361100	Interest Income	Water		18.47	Money Market Interest June 2012
JV1210	7/5/2012	101800	Renewal & Replacement	Water	38.20		Money Market Interest June 2012
JV1210	7/5/2012	361100	Interest Income	Water		38.20	Money Market Interest June 2012
JV1210	7/5/2012	101900	Operating Reserve	Water	50.58		Money Market Interest June 2012
JV1210	7/5/2012	361100	Interest Income	Water		50.58	Money Market Interest June 2012
Total JV1210					363.12	363.12	
JV1211	7/5/2012	101300	State Board R & R Fund A	Drainage	35.15		State Boards June 2012
JV1211	7/5/2012	101500	State Board R & R Fund B	Drainage		35.15	State Boards June 2012
JV1211	7/5/2012	101300	State Board R & R Fund A	Drainage	0.35		State Boards June 2012
JV1211	7/5/2012	361100	Interest Income	Drainage		0.35	State Boards June 2012
JV1211	7/5/2012	101300	State Board R & R Fund A	Water	120.92		State Boards June 2012
JV1211	7/5/2012	101500	State Board R & R Fund B	Water		120.92	State Boards June 2012

Spring Lake Improvement District
Posted General Ledger Transactions - Journal Vouchers

Session ID	Effective Date	GL Code	GL Title	Department Title	Debit	Credit	Transaction Description
JV1211	7/5/2012	101300	State Board R & R Fund A	Water	1.30		State Boards June 2012
JV1211	7/5/2012	361100	Interest Income	Water		1.30	State Boards June 2012
JV1211	7/5/2012	101200	State Board Fund A	Lot Mowing	11.23		State Boards June 2012
JV1211	7/5/2012	101400	State Board Fund B	Lot Mowing		11.23	State Boards June 2012
JV1211	7/5/2012	101200	State Board Fund A	Lot Mowing	0.33		State Boards June 2012
JV1211	7/5/2012	361100	Interest Income	Lot Mowing		0.33	State Boards June 2012
JV1211	7/5/2012	101200	State Board Fund A	Water	142.10		State Boards June 2012
JV1211	7/5/2012	101400	State Board Fund B	Water		142.10	State Boards June 2012
JV1211	7/5/2012	101200	State Board Fund A	Water	1.39		State Boards June 2012
JV1211	7/5/2012	361100	Interest Income	Water		1.39	State Boards June 2012
JV1211	7/5/2012	101200	State Board Fund A	Drainage	28.01		State Boards June 2012
JV1211	7/5/2012	101400	State Board Fund B	Drainage		28.01	State Boards June 2012
JV1211	7/5/2012	101200	State Board Fund A	Drainage	0.33		State Boards June 2012
JV1211	7/5/2012	361100	Interest Income	Drainage		0.33	State Boards June 2012
Total JV1211					341.11	341.11	
JV1213	7/6/2012	207102	Due to Mosquito	Water		0.56	MOSQUITO Charge
JV1213	7/6/2012	115200	A/R-Billing	Water	0.56		MOSQUITO Charge
JV1213	7/6/2012	207101	Street Lights on Water Bill	Water		2.05	STREET LIGHT Charge
JV1213	7/6/2012	115200	A/R-Billing	Water	2.05		STREET LIGHT Charge
JV1213	7/6/2012	101100	Cash Operating	Water	1.93		STREET LIGHT Payment
JV1213	7/6/2012	115200	A/R-Billing	Water		1.93	STREET LIGHT Payment
JV1213	7/6/2012	343300	Water Revenue	Water		10.20	WATER Charge
JV1213	7/6/2012	115200	A/R-Billing	Water	10.20		WATER Charge
JV1213	7/6/2012	101100	Cash Operating	Water	10.20		WATER Payment
JV1213	7/6/2012	115200	A/R-Billing	Water		10.20	WATER Payment
JV1213	7/6/2012	101100	Cash Operating	Water		12.13	WATER Redist Payment
JV1213	7/6/2012	115200	A/R-Billing	Water	12.13		WATER Redist Payment
JV1213	7/6/2012	207102	Due to Mosquito	Water		0.56	MOSQUITO Charge
JV1213	7/6/2012	115200	A/R-Billing	Water	0.56		MOSQUITO Charge
JV1213	7/6/2012	207101	Street Lights on Water Bill	Water		2.05	STREET LIGHT Charge
JV1213	7/6/2012	115200	A/R-Billing	Water	2.05		STREET LIGHT Charge
JV1213	7/6/2012	101100	Cash Operating	Water	1.93		STREET LIGHT Payment
JV1213	7/6/2012	115200	A/R-Billing	Water		1.93	STREET LIGHT Payment

Spring Lake Improvement District
 Posted General Ledger Transactions - Journal Vouchers

<u>Session ID</u>	<u>Effective Date</u>	<u>GL Code</u>	<u>GL Title</u>	<u>Department Title</u>	<u>Debit</u>	<u>Credit</u>	<u>Transaction Description</u>
JV1213	7/6/2012	343300	Water Revenue	Water		10.20	WATER Charge
JV1213	7/6/2012	115200	A/R-Billing	Water	10.20		WATER Charge
JV1213	7/6/2012	101100	Cash Operating	Water	10.20		WATER Payment
JV1213	7/6/2012	115200	A/R-Billing	Water		10.20	WATER Payment
JV1213	7/6/2012	101100	Cash Operating	Water		12.13	WATER Redist Payment
JV1213	7/6/2012	115200	A/R-Billing	Water	12.13		WATER Redist Payment
JV1213	7/9/2012	101100	Cash Operating	Water	1.21		MOSQUITO Payment
JV1213	7/9/2012	115200	A/R-Billing	Water		1.21	MOSQUITO Payment
JV1213	7/9/2012	101100	Cash Operating	Water	4.47		STREET LIGHT Payment
JV1213	7/9/2012	115200	A/R-Billing	Water		4.47	STREET LIGHT Payment
JV1213	7/9/2012	101100	Cash Operating	Water	29.75		WATER Payment
JV1213	7/9/2012	115200	A/R-Billing	Water		29.75	WATER Payment
JV1213	7/9/2012	101100	Cash Operating	Water	5.13		MOSQUITO Payment
JV1213	7/9/2012	115200	A/R-Billing	Water		5.13	MOSQUITO Payment
JV1213	7/9/2012	101100	Cash Operating	Water	22.57		STREET LIGHT Payment
JV1213	7/9/2012	115200	A/R-Billing	Water		22.57	STREET LIGHT Payment
JV1213	7/9/2012	101100	Cash Operating	Water	262.37		WATER Payment
JV1213	7/9/2012	115200	A/R-Billing	Water		262.37	WATER Payment
JV1213	7/9/2012	101100	Cash Operating	Water	25.00		WATER Miscellaneous Paymen
JV1213	7/9/2012	115200	A/R-Billing	Water		25.00	WATER Miscellaneous Paymen
JV1213	7/9/2012	101100	Cash Operating	Water	5.00		WATER Penalty Payment
JV1213	7/9/2012	115200	A/R-Billing	Water		5.00	WATER Penalty Payment
JV1213	7/9/2012	207102	Due to Mosquito	Water		0.65	MOSQUITO Charge
JV1213	7/9/2012	115200	A/R-Billing	Water	0.65		MOSQUITO Charge
JV1213	7/9/2012	207101	Street Lights on Water Bill	Water		2.41	STREET LIGHT Charge
JV1213	7/9/2012	115200	A/R-Billing	Water	2.41		STREET LIGHT Charge
JV1213	7/9/2012	343300	Water Revenue	Water		12.19	WATER Charge
JV1213	7/9/2012	115200	A/R-Billing	Water	12.19		WATER Charge
JV1213	7/9/2012	101100	Cash Operating	Water	24.05		MOSQUITO Payment
JV1213	7/9/2012	115200	A/R-Billing	Water		24.05	MOSQUITO Payment
JV1213	7/9/2012	101100	Cash Operating	Water	170.07		STREET LIGHT Payment
JV1213	7/9/2012	115200	A/R-Billing	Water		170.07	STREET LIGHT Payment
JV1213	7/9/2012	101100	Cash Operating	Water	832.66		WATER Payment
JV1213	7/9/2012	115200	A/R-Billing	Water		832.66	WATER Payment
JV1213	7/9/2012	101100	Cash Operating	Water	30.00		WATER Miscellaneous Paymen
JV1213	7/9/2012	115200	A/R-Billing	Water		30.00	WATER Miscellaneous Paymen
JV1213	7/9/2012	101100	Cash Operating	Water	145.00		WATER Penalty Payment

Spring Lake Improvement District
Posted General Ledger Transactions - Journal Vouchers

<u>Session ID</u>	<u>Effective Date</u>	<u>GL Code</u>	<u>GL Title</u>	<u>Department Title</u>	<u>Debit</u>	<u>Credit</u>	<u>Transaction Description</u>
JV1213	7/9/2012	115200	A/R-Billing	Water		145.00	WATER Penalty Payment
JV1213	7/9/2012	101100	Cash Operating	Water	25.19		MOSQUITO Payment
JV1213	7/9/2012	115200	A/R-Billing	Water		25.19	MOSQUITO Payment
JV1213	7/9/2012	101100	Cash Operating	Water	89.43		STREET LIGHT Payment
JV1213	7/9/2012	115200	A/R-Billing	Water		89.43	STREET LIGHT Payment
JV1213	7/9/2012	101100	Cash Operating	Water	842.38		WATER Payment
JV1213	7/9/2012	115200	A/R-Billing	Water		842.38	WATER Payment
JV1213	7/9/2012	101100	Cash Operating	Water	31.53		MOSQUITO Payment
JV1213	7/9/2012	115200	A/R-Billing	Water		31.53	MOSQUITO Payment
JV1213	7/9/2012	101100	Cash Operating	Water	116.47		STREET LIGHT Payment
JV1213	7/9/2012	115200	A/R-Billing	Water		116.47	STREET LIGHT Payment
JV1213	7/9/2012	101100	Cash Operating	Water	873.24		WATER Payment
JV1213	7/9/2012	115200	A/R-Billing	Water		873.24	WATER Payment
JV1213	7/9/2012	101100	Cash Operating	Water	0.98		MOSQUITO Payment
JV1213	7/9/2012	115200	A/R-Billing	Water		0.98	MOSQUITO Payment
JV1213	7/9/2012	101100	Cash Operating	Water	3.62		STREET LIGHT Payment
JV1213	7/9/2012	115200	A/R-Billing	Water		3.62	STREET LIGHT Payment
JV1213	7/9/2012	101100	Cash Operating	Water	22.90		WATER Payment
JV1213	7/9/2012	115200	A/R-Billing	Water		22.90	WATER Payment
JV1213	7/9/2012	220100	Customer Deposits	Water	70.00		WATER Dep Refund
JV1213	7/9/2012	220200	Refunds	Water		70.00	WATER Dep Refund
JV1213	7/9/2012	207102	Due to Mosquito	Water	1.21		MOSQUITO Adjustment
JV1213	7/9/2012	115200	A/R-Billing	Water		1.21	MOSQUITO Adjustment
JV1213	7/9/2012	207101	Street Lights on Water Bill	Water	4.47		STREET LIGHT Adjustment
JV1213	7/9/2012	115200	A/R-Billing	Water		4.47	STREET LIGHT Adjustment
JV1213	7/9/2012	343300	Water Revenue	Water	18.00		WATER Adjustment
JV1213	7/9/2012	115200	A/R-Billing	Water		18.00	WATER Adjustment
JV1213	7/9/2012	101100	Cash Operating	Water	24.70		MOSQUITO Payment
JV1213	7/9/2012	115200	A/R-Billing	Water		24.70	MOSQUITO Payment
JV1213	7/9/2012	101100	Cash Operating	Water	91.25		STREET LIGHT Payment
JV1213	7/9/2012	115200	A/R-Billing	Water		91.25	STREET LIGHT Payment
JV1213	7/9/2012	101100	Cash Operating	Water	725.90		WATER Payment
JV1213	7/9/2012	115200	A/R-Billing	Water		725.90	WATER Payment
JV1213	7/9/2012	101100	Cash Operating	Water	27.90		MOSQUITO Payment
JV1213	7/9/2012	115200	A/R-Billing	Water		27.90	MOSQUITO Payment
JV1213	7/9/2012	101100	Cash Operating	Water	113.92		STREET LIGHT Payment
JV1213	7/9/2012	115200	A/R-Billing	Water		113.92	STREET LIGHT Payment

Spring Lake Improvement District
Posted General Ledger Transactions - Journal Vouchers

<u>Session ID</u>	<u>Effective Date</u>	<u>GL Code</u>	<u>GL Title</u>	<u>Department Title</u>	<u>Debit</u>	<u>Credit</u>	<u>Transaction Description</u>
JV1213	7/9/2012	101100	Cash Operating	Water	873.38		WATER Payment
JV1213	7/9/2012	115200	A/R-Billing	Water		873.38	WATER Payment
JV1213	7/9/2012	101100	Cash Operating	Water	5.00		WATER Penalty Payment
JV1213	7/9/2012	115200	A/R-Billing	Water		5.00	WATER Penalty Payment
JV1213	7/9/2012	101100	Cash Operating	Water	2.19		MOSQUITO Payment
JV1213	7/9/2012	115200	A/R-Billing	Water		2.19	MOSQUITO Payment
JV1213	7/9/2012	101100	Cash Operating	Water	8.09		STREET LIGHT Payment
JV1213	7/9/2012	115200	A/R-Billing	Water		8.09	STREET LIGHT Payment
JV1213	7/9/2012	101100	Cash Operating	Water	48.99		WATER Payment
JV1213	7/9/2012	115200	A/R-Billing	Water		48.99	WATER Payment
JV1213	7/10/2012	101100	Cash Operating	Water	0.98		MOSQUITO Payment
JV1213	7/10/2012	115200	A/R-Billing	Water		0.98	MOSQUITO Payment
JV1213	7/10/2012	101100	Cash Operating	Water	3.62		STREET LIGHT Payment
JV1213	7/10/2012	115200	A/R-Billing	Water		3.62	STREET LIGHT Payment
JV1213	7/10/2012	101100	Cash Operating	Water	34.96		WATER Payment
JV1213	7/10/2012	115200	A/R-Billing	Water		34.96	WATER Payment
JV1213	7/10/2012	101100	Cash Operating	Water	1.96		MOSQUITO Payment
JV1213	7/10/2012	115200	A/R-Billing	Water		1.96	MOSQUITO Payment
JV1213	7/10/2012	101100	Cash Operating	Water	114.44		STREET LIGHT Payment
JV1213	7/10/2012	115200	A/R-Billing	Water		114.44	STREET LIGHT Payment
JV1213	7/10/2012	101100	Cash Operating	Water	513.32		WATER Payment
JV1213	7/10/2012	115200	A/R-Billing	Water		513.32	WATER Payment
JV1213	7/10/2012	101100	Cash Operating	Water	210.00		WATER Miscellaneous Paymen
JV1213	7/10/2012	115200	A/R-Billing	Water		210.00	WATER Miscellaneous Paymen
JV1213	7/10/2012	101100	Cash Operating	Water	100.00		WATER Penalty Payment
JV1213	7/10/2012	115200	A/R-Billing	Water		100.00	WATER Penalty Payment
JV1213	7/10/2012	207102	Due to Mosquito	Water	0.56		MOSQUITO Adjustment
JV1213	7/10/2012	115200	A/R-Billing	Water		0.56	MOSQUITO Adjustment
JV1213	7/10/2012	207101	Street Lights on Water Bill	Water	0.12		STREET LIGHT Adjustment
JV1213	7/10/2012	115200	A/R-Billing	Water		0.12	STREET LIGHT Adjustment
JV1213	7/10/2012	101100	Cash Operating	Water	0.98		MOSQUITO Payment
JV1213	7/10/2012	115200	A/R-Billing	Water		0.98	MOSQUITO Payment
JV1213	7/10/2012	101100	Cash Operating	Water	3.62		STREET LIGHT Payment
JV1213	7/10/2012	115200	A/R-Billing	Water		3.62	STREET LIGHT Payment
JV1213	7/10/2012	101100	Cash Operating	Water	26.28		WATER Payment
JV1213	7/10/2012	115200	A/R-Billing	Water		26.28	WATER Payment
JV1213	7/10/2012	101100	Cash Operating	Water	33.99		MOSQUITO Payment

Spring Lake Improvement District
Posted General Ledger Transactions - Journal Vouchers

Session ID	Effective Date	GL Code	GL Title	Department Title	Debit	Credit	Transaction Description
JV1213	7/10/2012	115200	A/R-Billing	Water		33.99	MOSQUITO Payment
JV1213	7/10/2012	101100	Cash Operating	Water	125.63		STREET LIGHT Payment
JV1213	7/10/2012	115200	A/R-Billing	Water		125.63	STREET LIGHT Payment
JV1213	7/10/2012	101100	Cash Operating	Water	1,057.94		WATER Payment
JV1213	7/10/2012	115200	A/R-Billing	Water		1,057.94	WATER Payment
JV1213	7/10/2012	207102	Due to Mosquito	Water	0.56		MOSQUITO Adjustment
JV1213	7/10/2012	115200	A/R-Billing	Water		0.56	MOSQUITO Adjustment
JV1213	7/10/2012	207101	Street Lights on Water Bill	Water	0.12		STREET LIGHT Adjustment
JV1213	7/10/2012	115200	A/R-Billing	Water		0.12	STREET LIGHT Adjustment
JV1213	7/11/2012	369903	Miscellaneous Income	Water		60.00	WATER Misc
JV1213	7/11/2012	115200	A/R-Billing	Water	60.00		WATER Misc
JV1213	7/11/2012	343300	Water Revenue	Water	123.48		WATER Adjustment
JV1213	7/11/2012	115200	A/R-Billing	Water		123.48	WATER Adjustment
JV1213	7/11/2012	369903	Miscellaneous Income	Water		25.00	WATER Misc
JV1213	7/11/2012	115200	A/R-Billing	Water	25.00		WATER Misc
JV1213	7/11/2012	101100	Cash Operating	Water	22.12		MOSQUITO Payment
JV1213	7/11/2012	115200	A/R-Billing	Water		22.12	MOSQUITO Payment
JV1213	7/11/2012	101100	Cash Operating	Water	81.70		STREET LIGHT Payment
JV1213	7/11/2012	115200	A/R-Billing	Water		81.70	STREET LIGHT Payment
JV1213	7/11/2012	101100	Cash Operating	Water	790.52		WATER Payment
JV1213	7/11/2012	115200	A/R-Billing	Water		790.52	WATER Payment
JV1213	7/12/2012	369903	Miscellaneous Income	Water		25.00	WATER Misc
JV1213	7/12/2012	115200	A/R-Billing	Water	25.00		WATER Misc
JV1213	7/12/2012	101100	Cash Operating	Water	25.00		WATER Miscellaneous Paymen
JV1213	7/12/2012	115200	A/R-Billing	Water		25.00	WATER Miscellaneous Paymen
JV1213	7/12/2012	101100	Cash Operating	Water	0.98		MOSQUITO Payment
JV1213	7/12/2012	115200	A/R-Billing	Water		0.98	MOSQUITO Payment
JV1213	7/12/2012	101100	Cash Operating	Water	3.62		STREET LIGHT Payment
JV1213	7/12/2012	115200	A/R-Billing	Water		3.62	STREET LIGHT Payment
JV1213	7/12/2012	101100	Cash Operating	Water	28.35		WATER Payment
JV1213	7/12/2012	115200	A/R-Billing	Water		28.35	WATER Payment
JV1213	7/12/2012	101100	Cash Operating	Water	0.98		MOSQUITO Payment
JV1213	7/12/2012	115200	A/R-Billing	Water		0.98	MOSQUITO Payment
JV1213	7/12/2012	101100	Cash Operating	Water	3.62		STREET LIGHT Payment

Spring Lake Improvement District
Posted General Ledger Transactions - Journal Vouchers

<u>Session ID</u>	<u>Effective Date</u>	<u>GL Code</u>	<u>GL Title</u>	<u>Department Title</u>	<u>Debit</u>	<u>Credit</u>	<u>Transaction Description</u>
JV1213	7/12/2012	115200	A/R-Billing	Water		3.62	STREET LIGHT Payment
JV1213	7/12/2012	101100	Cash Operating	Water	18.00		WATER Payment
JV1213	7/12/2012	115200	A/R-Billing	Water		18.00	WATER Payment
JV1213	7/12/2012	101100	Cash Operating	Water	3.62		STREET LIGHT Payment
JV1213	7/12/2012	115200	A/R-Billing	Water		3.62	STREET LIGHT Payment
JV1213	7/12/2012	101100	Cash Operating	Water	51.83		WATER Payment
JV1213	7/12/2012	115200	A/R-Billing	Water		51.83	WATER Payment
JV1213	7/12/2012	101100	Cash Operating	Water	5.00		WATER Penalty Payment
JV1213	7/12/2012	115200	A/R-Billing	Water		5.00	WATER Penalty Payment
JV1213	7/12/2012	101100	Cash Operating	Water	39.89		MOSQUITO Payment
JV1213	7/12/2012	115200	A/R-Billing	Water		39.89	MOSQUITO Payment
JV1213	7/12/2012	101100	Cash Operating	Water	146.91		STREET LIGHT Payment
JV1213	7/12/2012	115200	A/R-Billing	Water		146.91	STREET LIGHT Payment
JV1213	7/12/2012	101100	Cash Operating	Water	1,179.89		WATER Payment
JV1213	7/12/2012	115200	A/R-Billing	Water		1,179.89	WATER Payment
JV1213	7/12/2012	101100	Cash Operating	Water	0.98		MOSQUITO Payment
JV1213	7/12/2012	115200	A/R-Billing	Water		0.98	MOSQUITO Payment
JV1213	7/12/2012	101100	Cash Operating	Water	14.48		STREET LIGHT Payment
JV1213	7/12/2012	115200	A/R-Billing	Water		14.48	STREET LIGHT Payment
JV1213	7/12/2012	101100	Cash Operating	Water	76.98		WATER Payment
JV1213	7/12/2012	115200	A/R-Billing	Water		76.98	WATER Payment
JV1213	7/12/2012	101100	Cash Operating	Water	30.00		WATER Miscellaneous Paymen
JV1213	7/12/2012	115200	A/R-Billing	Water		30.00	WATER Miscellaneous Paymen
JV1213	7/12/2012	101100	Cash Operating	Water	10.00		WATER Penalty Payment
JV1213	7/12/2012	115200	A/R-Billing	Water		10.00	WATER Penalty Payment
JV1213	7/13/2012	369903	Miscellaneous Income	Water		25.00	WATER Misc
JV1213	7/13/2012	115200	A/R-Billing	Water	25.00		WATER Misc
JV1213	7/13/2012	101100	Cash Operating	Water	0.98		MOSQUITO Payment
JV1213	7/13/2012	115200	A/R-Billing	Water		0.98	MOSQUITO Payment
JV1213	7/13/2012	101100	Cash Operating	Water	3.62		STREET LIGHT Payment
JV1213	7/13/2012	115200	A/R-Billing	Water		3.62	STREET LIGHT Payment
JV1213	7/13/2012	101100	Cash Operating	Water	28.14		WATER Payment
JV1213	7/13/2012	115200	A/R-Billing	Water		28.14	WATER Payment
JV1213	7/13/2012	101100	Cash Operating	Water	26.40		MOSQUITO Payment
JV1213	7/13/2012	115200	A/R-Billing	Water		26.40	MOSQUITO Payment
JV1213	7/13/2012	101100	Cash Operating	Water	97.52		STREET LIGHT Payment
JV1213	7/13/2012	115200	A/R-Billing	Water		97.52	STREET LIGHT Payment

Spring Lake Improvement District
Posted General Ledger Transactions - Journal Vouchers

Session ID	Effective Date	GL Code	GL Title	Department Title	Debit	Credit	Transaction Description
JV1213	7/13/2012	101100	Cash Operating	Water	961.94		WATER Payment
JV1213	7/13/2012	115200	A/R-Billing	Water		961.94	WATER Payment
JV1213	7/13/2012	101100	Cash Operating	Water	25.00		WATER Miscellaneous Paymen
JV1213	7/13/2012	115200	A/R-Billing	Water		25.00	WATER Miscellaneous Paymen
JV1213	7/13/2012	101100	Cash Operating	Water	14.18		MOSQUITO Payment
JV1213	7/13/2012	115200	A/R-Billing	Water		14.18	MOSQUITO Payment
JV1213	7/13/2012	101100	Cash Operating	Water	63.01		STREET LIGHT Payment
JV1213	7/13/2012	115200	A/R-Billing	Water		63.01	STREET LIGHT Payment
JV1213	7/13/2012	101100	Cash Operating	Water	562.80		WATER Payment
JV1213	7/13/2012	115200	A/R-Billing	Water		562.80	WATER Payment
JV1213	7/13/2012	101100	Cash Operating	Water	13.66		MOSQUITO Payment
JV1213	7/13/2012	115200	A/R-Billing	Water		13.66	MOSQUITO Payment
JV1213	7/13/2012	101100	Cash Operating	Water	50.46		STREET LIGHT Payment
JV1213	7/13/2012	115200	A/R-Billing	Water		50.46	STREET LIGHT Payment
JV1213	7/13/2012	101100	Cash Operating	Water	525.91		WATER Payment
JV1213	7/13/2012	115200	A/R-Billing	Water		525.91	WATER Payment
JV1213	7/13/2012	101100	Cash Operating	Water	16.58		WATER Miscellaneous Paymen
JV1213	7/13/2012	115200	A/R-Billing	Water		16.58	WATER Miscellaneous Paymen
JV1213	7/13/2012	220100	Customer Deposits	Water		100.00	WATER Dep Charge
JV1213	7/13/2012	115500	A/R WA Deposits	Water	100.00		WATER Dep Charge
JV1213	7/13/2012	101100	Cash Operating	Water	100.00		WATER Dep Payment
JV1213	7/13/2012	220100	Customer Deposits	Water		100.00	WATER Dep Payment
JV1213	7/13/2012	220100	Customer Deposits	Water	100.00		WATER Dep Payment
JV1213	7/13/2012	115500	A/R WA Deposits	Water		100.00	WATER Dep Payment
JV1213	7/13/2012	101100	Cash Operating	Water	0.98		MOSQUITO Payment
JV1213	7/13/2012	115200	A/R-Billing	Water		0.98	MOSQUITO Payment
JV1213	7/13/2012	101100	Cash Operating	Water	0.48		STREET LIGHT Payment
JV1213	7/13/2012	115200	A/R-Billing	Water		0.48	STREET LIGHT Payment
JV1213	7/13/2012	101100	Cash Operating	Water	2.65		WATER Payment
JV1213	7/13/2012	115200	A/R-Billing	Water		2.65	WATER Payment
JV1213	7/13/2012	101100	Cash Operating	Water	10.03		MOSQUITO Payment
JV1213	7/13/2012	115200	A/R-Billing	Water		10.03	MOSQUITO Payment
JV1213	7/13/2012	101100	Cash Operating	Water	37.05		STREET LIGHT Payment
JV1213	7/13/2012	115200	A/R-Billing	Water		37.05	STREET LIGHT Payment
JV1213	7/13/2012	101100	Cash Operating	Water	402.46		WATER Payment
JV1213	7/13/2012	115200	A/R-Billing	Water		402.46	WATER Payment
JV1213	7/13/2012	101100	Cash Operating	Water	0.98		MOSQUITO Payment
JV1213	7/13/2012	115200	A/R-Billing	Water		0.98	MOSQUITO Payment

Spring Lake Improvement District
Posted General Ledger Transactions - Journal Vouchers

Session ID	Effective Date	GL Code	GL Title	Department Title	Debit	Credit	Transaction Description
JV1213	7/13/2012	101100	Cash Operating	Water	3.62		STREET LIGHT Payment
JV1213	7/13/2012	115200	A/R-Billing	Water		3.62	STREET LIGHT Payment
JV1213	7/13/2012	101100	Cash Operating	Water	37.97		WATER Payment
JV1213	7/13/2012	115200	A/R-Billing	Water		37.97	WATER Payment
JV1213	7/13/2012	101100	Cash Operating	Water	5.36		MOSQUITO Payment
JV1213	7/13/2012	115200	A/R-Billing	Water		5.36	MOSQUITO Payment
JV1213	7/13/2012	101100	Cash Operating	Water	19.80		STREET LIGHT Payment
JV1213	7/13/2012	115200	A/R-Billing	Water		19.80	STREET LIGHT Payment
JV1213	7/13/2012	101100	Cash Operating	Water	205.14		WATER Payment
JV1213	7/13/2012	115200	A/R-Billing	Water		205.14	WATER Payment
JV1213	7/15/2012	101100	Cash Operating	Water	615.95		MOSQUITO Payment
JV1213	7/15/2012	115200	A/R-Billing	Water		615.95	MOSQUITO Payment
JV1213	7/15/2012	101100	Cash Operating	Water	2,285.10		STREET LIGHT Payment
JV1213	7/15/2012	115200	A/R-Billing	Water		2,285.10	STREET LIGHT Payment
JV1213	7/15/2012	101100	Cash Operating	Water	17,777.90		WATER Payment
JV1213	7/15/2012	115200	A/R-Billing	Water		17,777.90	WATER Payment
JV1213	7/15/2012	101100	Cash Operating	Water	75.00		WATER Miscellaneous Paymen
JV1213	7/15/2012	115200	A/R-Billing	Water		75.00	WATER Miscellaneous Paymen
JV1213	7/16/2012	369903	Miscellaneous Income	Water		40.00	WATER Misc
JV1213	7/16/2012	115200	A/R-Billing	Water	40.00		WATER Misc
JV1213	7/16/2012	101100	Cash Operating	Water	37.58		MOSQUITO Payment
JV1213	7/16/2012	115200	A/R-Billing	Water		37.58	MOSQUITO Payment
JV1213	7/16/2012	101100	Cash Operating	Water	149.77		STREET LIGHT Payment
JV1213	7/16/2012	115200	A/R-Billing	Water		149.77	STREET LIGHT Payment
JV1213	7/16/2012	101100	Cash Operating	Water	1,535.00		WATER Payment
JV1213	7/16/2012	115200	A/R-Billing	Water		1,535.00	WATER Payment
JV1213	7/16/2012	101100	Cash Operating	Water	30.72		WATER Miscellaneous Paymen
JV1213	7/16/2012	115200	A/R-Billing	Water		30.72	WATER Miscellaneous Paymen
JV1213	7/16/2012	101100	Cash Operating	Water	42.41		MOSQUITO Payment
JV1213	7/16/2012	115200	A/R-Billing	Water		42.41	MOSQUITO Payment
JV1213	7/16/2012	101100	Cash Operating	Water	147.86		STREET LIGHT Payment
JV1213	7/16/2012	115200	A/R-Billing	Water		147.86	STREET LIGHT Payment
JV1213	7/16/2012	101100	Cash Operating	Water	1,076.68		WATER Payment
JV1213	7/16/2012	115200	A/R-Billing	Water		1,076.68	WATER Payment
JV1213	7/16/2012	101100	Cash Operating	Water	90.00		WATER Miscellaneous Paymen
JV1213	7/16/2012	115200	A/R-Billing	Water		90.00	WATER Miscellaneous Paymen
JV1213	7/16/2012	101100	Cash Operating	Water	5.00		WATER Penalty Payment

Spring Lake Improvement District
Posted General Ledger Transactions - Journal Vouchers

Session ID	Effective Date	GL Code	GL Title	Department Title	Debit	Credit	Transaction Description
JV1213	7/16/2012	115200	A/R-Billing	Water		5.00	WATER Penalty Payment
JV1213	7/16/2012	101100	Cash Operating	Water	1.21		MOSQUITO Payment
JV1213	7/16/2012	115200	A/R-Billing	Water		1.21	MOSQUITO Payment
JV1213	7/16/2012	101100	Cash Operating	Water	4.47		STREET LIGHT Payment
JV1213	7/16/2012	115200	A/R-Billing	Water		4.47	STREET LIGHT Payment
JV1213	7/16/2012	101100	Cash Operating	Water	35.15		WATER Payment
JV1213	7/16/2012	115200	A/R-Billing	Water		35.15	WATER Payment
JV1213	7/16/2012	207102	Due to Mosquito	Water		0.98	MOSQUITO Charge
JV1213	7/16/2012	115200	A/R-Billing	Water	0.98		MOSQUITO Charge
JV1213	7/16/2012	220100	Customer Deposits	Water	0.98		MOSQUITO Dep Apply
JV1213	7/16/2012	115200	A/R-Billing	Water		0.98	MOSQUITO Dep Apply
JV1213	7/16/2012	207101	Street Lights on Water Bill	Water		3.62	STREET LIGHT Charge
JV1213	7/16/2012	115200	A/R-Billing	Water	3.62		STREET LIGHT Charge
JV1213	7/16/2012	220100	Customer Deposits	Water	3.62		STREET LIGHT Dep Apply
JV1213	7/16/2012	115200	A/R-Billing	Water		3.62	STREET LIGHT Dep Apply
JV1213	7/16/2012	343300	Water Revenue	Water		20.54	WATER Charge
JV1213	7/16/2012	115200	A/R-Billing	Water	20.54		WATER Charge
JV1213	7/16/2012	220100	Customer Deposits	Water	20.54		WATER Dep Apply
JV1213	7/16/2012	115200	A/R-Billing	Water		20.54	WATER Dep Apply
JV1213	7/16/2012	220100	Customer Deposits	Water	74.86		WATER Dep Refund
JV1213	7/16/2012	220200	Refunds	Water		74.86	WATER Dep Refund
JV1213	7/16/2012	207102	Due to Mosquito	Water		1.21	MOSQUITO Charge
JV1213	7/16/2012	115200	A/R-Billing	Water	1.21		MOSQUITO Charge
JV1213	7/16/2012	207101	Street Lights on Water Bill	Water		4.47	STREET LIGHT Charge
JV1213	7/16/2012	115200	A/R-Billing	Water	4.47		STREET LIGHT Charge
JV1213	7/16/2012	343300	Water Revenue	Water		18.37	WATER Charge
JV1213	7/16/2012	115200	A/R-Billing	Water	18.37		WATER Charge
JV1213	7/16/2012	369903	Miscellaneous Income	Water		25.00	WATER Misc
JV1213	7/16/2012	115200	A/R-Billing	Water	25.00		WATER Misc
JV1213	7/16/2012	101100	Cash Operating	Water	25.00		WATER Miscellaneous Paymen
JV1213	7/16/2012	115200	A/R-Billing	Water		25.00	WATER Miscellaneous Paymen
JV1213	7/17/2012	101100	Cash Operating	Water	0.98		MOSQUITO Payment
JV1213	7/17/2012	115200	A/R-Billing	Water		0.98	MOSQUITO Payment
JV1213	7/17/2012	101100	Cash Operating	Water	3.62		STREET LIGHT Payment
JV1213	7/17/2012	115200	A/R-Billing	Water		3.62	STREET LIGHT Payment

Spring Lake Improvement District
Posted General Ledger Transactions - Journal Vouchers

Session ID	Effective Date	GL Code	GL Title	Department Title	Debit	Credit	Transaction Description
JV1213	7/17/2012	101100	Cash Operating	Water	62.35		WATER Payment
JV1213	7/17/2012	115200	A/R-Billing	Water		62.35	WATER Payment
JV1213	7/17/2012	101100	Cash Operating	Water	1.21		MOSQUITO Payment
JV1213	7/17/2012	115200	A/R-Billing	Water		1.21	MOSQUITO Payment
JV1213	7/17/2012	101100	Cash Operating	Water	4.47		STREET LIGHT Payment
JV1213	7/17/2012	115200	A/R-Billing	Water		4.47	STREET LIGHT Payment
JV1213	7/17/2012	101100	Cash Operating	Water	40.76		WATER Payment
JV1213	7/17/2012	115200	A/R-Billing	Water		40.76	WATER Payment
JV1213	7/17/2012	101100	Cash Operating	Water	11.99		MOSQUITO Payment
JV1213	7/17/2012	115200	A/R-Billing	Water		11.99	MOSQUITO Payment
JV1213	7/17/2012	101100	Cash Operating	Water	44.29		STREET LIGHT Payment
JV1213	7/17/2012	115200	A/R-Billing	Water		44.29	STREET LIGHT Payment
JV1213	7/17/2012	101100	Cash Operating	Water	524.43		WATER Payment
JV1213	7/17/2012	115200	A/R-Billing	Water		524.43	WATER Payment
JV1213	7/17/2012	101100	Cash Operating	Water	0.98		MOSQUITO Payment
JV1213	7/17/2012	115200	A/R-Billing	Water		0.98	MOSQUITO Payment
JV1213	7/17/2012	101100	Cash Operating	Water	3.62		STREET LIGHT Payment
JV1213	7/17/2012	115200	A/R-Billing	Water		3.62	STREET LIGHT Payment
JV1213	7/17/2012	101100	Cash Operating	Water	33.75		WATER Payment
JV1213	7/17/2012	115200	A/R-Billing	Water		33.75	WATER Payment
JV1213	7/17/2012	343300	Water Revenue	Water		830.00	WATER Penalty
JV1213	7/17/2012	115200	A/R-Billing	Water	830.00		WATER Penalty
JV1213	7/17/2012	101100	Cash Operating	Water	0.98		MOSQUITO Payment
JV1213	7/17/2012	115200	A/R-Billing	Water		0.98	MOSQUITO Payment
JV1213	7/17/2012	101100	Cash Operating	Water	3.62		STREET LIGHT Payment
JV1213	7/17/2012	115200	A/R-Billing	Water		3.62	STREET LIGHT Payment
JV1213	7/17/2012	101100	Cash Operating	Water	31.36		WATER Payment
JV1213	7/17/2012	115200	A/R-Billing	Water		31.36	WATER Payment
JV1213	7/17/2012	101100	Cash Operating	Water	5.00		WATER Penalty Payment
JV1213	7/17/2012	115200	A/R-Billing	Water		5.00	WATER Penalty Payment
JV1213	7/17/2012	343300	Water Revenue	Water	5.00		WATER Penalty Adjustment
JV1213	7/17/2012	115200	A/R-Billing	Water		5.00	WATER Penalty Adjustment
JV1213	7/17/2012	101100	Cash Operating	Water	0.98		MOSQUITO Payment
JV1213	7/17/2012	115200	A/R-Billing	Water		0.98	MOSQUITO Payment
JV1213	7/17/2012	101100	Cash Operating	Water	3.62		STREET LIGHT Payment
JV1213	7/17/2012	115200	A/R-Billing	Water		3.62	STREET LIGHT Payment
JV1213	7/17/2012	101100	Cash Operating	Water	79.92		WATER Payment
JV1213	7/17/2012	115200	A/R-Billing	Water		79.92	WATER Payment

Spring Lake Improvement District
Posted General Ledger Transactions - Journal Vouchers

<u>Session ID</u>	<u>Effective Date</u>	<u>GL Code</u>	<u>GL Title</u>	<u>Department Title</u>	<u>Debit</u>	<u>Credit</u>	<u>Transaction Description</u>
JV1213	7/17/2012	207102	Due to Mosquito	Water		0.98	MOSQUITO Charge
JV1213	7/17/2012	115200	A/R-Billing	Water	0.98		MOSQUITO Charge
JV1213	7/17/2012	220100	Customer Deposits	Water	1.96		MOSQUITO Dep Apply
JV1213	7/17/2012	115200	A/R-Billing	Water		1.96	MOSQUITO Dep Apply
JV1213	7/17/2012	207101	Street Lights on Water Bill	Water		3.62	STREET LIGHT Charge
JV1213	7/17/2012	115200	A/R-Billing	Water	3.62		STREET LIGHT Charge
JV1213	7/17/2012	220100	Customer Deposits	Water	3.62		STREET LIGHT Dep Apply
JV1213	7/17/2012	115200	A/R-Billing	Water		3.62	STREET LIGHT Dep Apply
JV1213	7/17/2012	343300	Water Revenue	Water		18.00	WATER Charge
JV1213	7/17/2012	115200	A/R-Billing	Water	18.00		WATER Charge
JV1213	7/17/2012	220100	Customer Deposits	Water	18.00		WATER Dep Apply
JV1213	7/17/2012	115200	A/R-Billing	Water		18.00	WATER Dep Apply
JV1213	7/17/2012	220100	Customer Deposits	Water	26.42		WATER Dep Refund
JV1213	7/17/2012	220200	Refunds	Water		26.42	WATER Dep Refund
JV1213	7/17/2012	220100	Customer Deposits	Water		100.00	WATER Dep Charge
JV1213	7/17/2012	115500	A/R WA Deposits	Water	100.00		WATER Dep Charge
JV1213	7/17/2012	101100	Cash Operating	Water	100.00		WATER Dep Payment
JV1213	7/17/2012	220100	Customer Deposits	Water		100.00	WATER Dep Payment
JV1213	7/17/2012	220100	Customer Deposits	Water	100.00		WATER Dep Payment
JV1213	7/17/2012	115500	A/R WA Deposits	Water		100.00	WATER Dep Payment
JV1213	7/17/2012	369903	Miscellaneous Income	Water		25.00	WATER Misc
JV1213	7/17/2012	115200	A/R-Billing	Water	25.00		WATER Misc
JV1213	7/17/2012	101100	Cash Operating	Water	25.00		WATER Miscellaneous Paymen
JV1213	7/17/2012	115200	A/R-Billing	Water		25.00	WATER Miscellaneous Paymen
JV1213	7/17/2012	101100	Cash Operating	Water	0.98		MOSQUITO Payment
JV1213	7/17/2012	115200	A/R-Billing	Water		0.98	MOSQUITO Payment
JV1213	7/17/2012	101100	Cash Operating	Water	3.62		STREET LIGHT Payment
JV1213	7/17/2012	115200	A/R-Billing	Water		3.62	STREET LIGHT Payment
JV1213	7/17/2012	101100	Cash Operating	Water	20.06		WATER Payment
JV1213	7/17/2012	115200	A/R-Billing	Water		20.06	WATER Payment
JV1213	7/17/2012	101100	Cash Operating	Water	5.00		WATER Penalty Payment
JV1213	7/17/2012	115200	A/R-Billing	Water		5.00	WATER Penalty Payment
JV1213	7/17/2012	101100	Cash Operating	Water	9.28		MOSQUITO Payment
JV1213	7/17/2012	115200	A/R-Billing	Water		9.28	MOSQUITO Payment
JV1213	7/17/2012	101100	Cash Operating	Water	36.78		STREET LIGHT Payment
JV1213	7/17/2012	115200	A/R-Billing	Water		36.78	STREET LIGHT Payment

Spring Lake Improvement District
Posted General Ledger Transactions - Journal Vouchers

<u>Session ID</u>	<u>Effective Date</u>	<u>GL Code</u>	<u>GL Title</u>	<u>Department Title</u>	<u>Debit</u>	<u>Credit</u>	<u>Transaction Description</u>
JV1213	7/17/2012	101100	Cash Operating	Water	412.41		WATER Payment
JV1213	7/17/2012	115200	A/R-Billing	Water		412.41	WATER Payment
JV1213	7/17/2012	101100	Cash Operating	Water	10.00		WATER Penalty Payment
JV1213	7/17/2012	115200	A/R-Billing	Water		10.00	WATER Penalty Payment
JV1213	7/18/2012	343300	Water Revenue	Water	5.00		WATER Penalty Adjustment
JV1213	7/18/2012	115200	A/R-Billing	Water		5.00	WATER Penalty Adjustment
JV1213	7/18/2012	101100	Cash Operating	Water	4.15		MOSQUITO Payment
JV1213	7/18/2012	115200	A/R-Billing	Water		4.15	MOSQUITO Payment
JV1213	7/18/2012	101100	Cash Operating	Water	16.69		STREET LIGHT Payment
JV1213	7/18/2012	115200	A/R-Billing	Water		16.69	STREET LIGHT Payment
JV1213	7/18/2012	101100	Cash Operating	Water	564.73		WATER Payment
JV1213	7/18/2012	115200	A/R-Billing	Water		564.73	WATER Payment
JV1213	7/18/2012	101100	Cash Operating	Water	12.60		WATER Miscellaneous Paymen
JV1213	7/18/2012	115200	A/R-Billing	Water		12.60	WATER Miscellaneous Paymen
JV1213	7/18/2012	101100	Cash Operating	Water	70.00		WATER Penalty Payment
JV1213	7/18/2012	115200	A/R-Billing	Water		70.00	WATER Penalty Payment
JV1213	7/18/2012	101100	Cash Operating	Water	3.92		MOSQUITO Payment
JV1213	7/18/2012	115200	A/R-Billing	Water		3.92	MOSQUITO Payment
JV1213	7/18/2012	101100	Cash Operating	Water	18.10		STREET LIGHT Payment
JV1213	7/18/2012	115200	A/R-Billing	Water		18.10	STREET LIGHT Payment
JV1213	7/18/2012	101100	Cash Operating	Water	210.32		WATER Payment
JV1213	7/18/2012	115200	A/R-Billing	Water		210.32	WATER Payment
JV1213	7/18/2012	101100	Cash Operating	Water	15.00		WATER Penalty Payment
JV1213	7/18/2012	115200	A/R-Billing	Water		15.00	WATER Penalty Payment
JV1213	7/18/2012	101100	Cash Operating	Water	1.96		MOSQUITO Payment
JV1213	7/18/2012	115200	A/R-Billing	Water		1.96	MOSQUITO Payment
JV1213	7/18/2012	101100	Cash Operating	Water	7.24		STREET LIGHT Payment
JV1213	7/18/2012	115200	A/R-Billing	Water		7.24	STREET LIGHT Payment
JV1213	7/18/2012	101100	Cash Operating	Water	124.52		WATER Payment
JV1213	7/18/2012	115200	A/R-Billing	Water		124.52	WATER Payment
JV1213	7/18/2012	101100	Cash Operating	Water	10.00		WATER Penalty Payment
JV1213	7/18/2012	115200	A/R-Billing	Water		10.00	WATER Penalty Payment
JV1213	7/18/2012	207102	Due to Mosquito	Water		1,512.52	MOSQUITO Charge
JV1213	7/18/2012	115200	A/R-Billing	Water	1,512.52		MOSQUITO Charge
JV1213	7/18/2012	101100	Cash Operating	Water	61.68		MOSQUITO Payment
JV1213	7/18/2012	115200	A/R-Billing	Water		61.68	MOSQUITO Payment
JV1213	7/18/2012	207101	Street Lights on Water Bill	Water		5,594.42	STREET LIGHT Charge

Spring Lake Improvement District
 Posted General Ledger Transactions - Journal Vouchers

Session ID	Effective Date	GL Code	GL Title	Department Title	Debit	Credit	Transaction Description
JV1213	7/18/2012	115200	A/R-Billing	Water	5,594.42		STREET LIGHT Charge
JV1213	7/18/2012	101100	Cash Operating	Water	236.62		STREET LIGHT Payment
JV1213	7/18/2012	115200	A/R-Billing	Water		236.62	STREET LIGHT Payment
JV1213	7/18/2012	343300	Water Revenue	Water		44,441.52	WATER Charge
JV1213	7/18/2012	115200	A/R-Billing	Water	44,441.52		WATER Charge
JV1213	7/18/2012	101100	Cash Operating	Water	1,884.06		WATER Payment
JV1213	7/18/2012	115200	A/R-Billing	Water		1,884.06	WATER Payment
JV1213	7/18/2012	101100	Cash Operating	Water		2,182.36	WATER Redist Payment
JV1213	7/18/2012	115200	A/R-Billing	Water	2,182.36		WATER Redist Payment
JV1213	7/18/2012	207102	Due to Mosquito	Water		0.98	MOSQUITO Adjustment
JV1213	7/18/2012	115200	A/R-Billing	Water	0.98		MOSQUITO Adjustment
JV1213	7/18/2012	220100	Customer Deposits	Water	1.96		MOSQUITO Dep Apply
JV1213	7/18/2012	115200	A/R-Billing	Water		1.96	MOSQUITO Dep Apply
JV1213	7/18/2012	220100	Customer Deposits	Water	7.24		STREET LIGHT Dep Apply
JV1213	7/18/2012	115200	A/R-Billing	Water		7.24	STREET LIGHT Dep Apply
JV1213	7/18/2012	220100	Customer Deposits	Water	48.58		WATER Dep Apply
JV1213	7/18/2012	115200	A/R-Billing	Water		48.58	WATER Dep Apply
JV1213	7/18/2012	220100	Customer Deposits	Water	42.22		WATER Dep Refund
JV1213	7/18/2012	220200	Refunds	Water		42.22	WATER Dep Refund
JV1213	7/18/2012	220100	Customer Deposits	Water	2.42		MOSQUITO Dep Apply
JV1213	7/18/2012	115200	A/R-Billing	Water		2.42	MOSQUITO Dep Apply
JV1213	7/18/2012	220100	Customer Deposits	Water	13.41		STREET LIGHT Dep Apply
JV1213	7/18/2012	115200	A/R-Billing	Water		13.41	STREET LIGHT Dep Apply
JV1213	7/18/2012	220100	Customer Deposits	Water	76.97		WATER Dep Apply
JV1213	7/18/2012	115200	A/R-Billing	Water		76.97	WATER Dep Apply
JV1213	7/18/2012	220100	Customer Deposits	Water	2.20		WATER Dep Refund
JV1213	7/18/2012	220200	Refunds	Water		2.20	WATER Dep Refund
JV1213	7/18/2012	220100	Customer Deposits	Water	5.00		WATER Penalty Dep Apply
JV1213	7/18/2012	115200	A/R-Billing	Water		5.00	WATER Penalty Dep Apply
JV1213	7/18/2012	220100	Customer Deposits	Water		100.00	WATER Dep Charge
JV1213	7/18/2012	115500	A/R WA Deposits	Water	100.00		WATER Dep Charge
JV1213	7/18/2012	101100	Cash Operating	Water	100.00		WATER Dep Payment
JV1213	7/18/2012	220100	Customer Deposits	Water		100.00	WATER Dep Payment
JV1213	7/18/2012	220100	Customer Deposits	Water	100.00		WATER Dep Payment
JV1213	7/18/2012	115500	A/R WA Deposits	Water		100.00	WATER Dep Payment
JV1213	7/18/2012	220100	Customer Deposits	Water	50.00		WATER Dep Apply
JV1213	7/18/2012	115200	A/R-Billing	Water		50.00	WATER Dep Apply

Spring Lake Improvement District
Posted General Ledger Transactions - Journal Vouchers

<u>Session ID</u>	<u>Effective Date</u>	<u>GL Code</u>	<u>GL Title</u>	<u>Department Title</u>	<u>Debit</u>	<u>Credit</u>	<u>Transaction Description</u>
JV1213	7/19/2012	369903	Miscellaneous Income	Water		25.00	WATER Misc
JV1213	7/19/2012	115200	A/R-Billing	Water	25.00		WATER Misc
JV1213	7/19/2012	101100	Cash Operating	Water	25.00		WATER Miscellaneous Paymen
JV1213	7/19/2012	115200	A/R-Billing	Water		25.00	WATER Miscellaneous Paymen
JV1213	7/19/2012	207102	Due to Mosquito	Water		0.04	MOSQUITO Charge
JV1213	7/19/2012	115200	A/R-Billing	Water	0.04		MOSQUITO Charge
JV1213	7/19/2012	207101	Street Lights on Water Bill	Water		0.15	STREET LIGHT Charge
JV1213	7/19/2012	115200	A/R-Billing	Water	0.15		STREET LIGHT Charge
JV1213	7/19/2012	343300	Water Revenue	Water		0.60	WATER Charge
JV1213	7/19/2012	115200	A/R-Billing	Water	0.60		WATER Charge
JV1213	7/19/2012	220100	Customer Deposits	Water	15.00		WATER Dep Apply
JV1213	7/19/2012	115200	A/R-Billing	Water		15.00	WATER Dep Apply
JV1213	7/19/2012	220100	Customer Deposits	Water		100.00	WATER Dep Charge
JV1213	7/19/2012	115500	A/R WA Deposits	Water	100.00		WATER Dep Charge
JV1213	7/19/2012	101100	Cash Operating	Water	100.00		WATER Dep Payment
JV1213	7/19/2012	220100	Customer Deposits	Water		100.00	WATER Dep Payment
JV1213	7/19/2012	220100	Customer Deposits	Water	100.00		WATER Dep Payment
JV1213	7/19/2012	115500	A/R WA Deposits	Water		100.00	WATER Dep Payment
JV1213	7/19/2012	369903	Miscellaneous Income	Water		25.00	WATER Misc
JV1213	7/19/2012	115200	A/R-Billing	Water	25.00		WATER Misc
JV1213	7/19/2012	101100	Cash Operating	Water	25.00		WATER Miscellaneous Paymen
JV1213	7/19/2012	115200	A/R-Billing	Water		25.00	WATER Miscellaneous Paymen
JV1213	7/19/2012	101100	Cash Operating	Water	0.98		MOSQUITO Payment
JV1213	7/19/2012	115200	A/R-Billing	Water		0.98	MOSQUITO Payment
JV1213	7/19/2012	101100	Cash Operating	Water	3.62		STREET LIGHT Payment
JV1213	7/19/2012	115200	A/R-Billing	Water		3.62	STREET LIGHT Payment
JV1213	7/19/2012	101100	Cash Operating	Water	59.17		WATER Payment
JV1213	7/19/2012	115200	A/R-Billing	Water		59.17	WATER Payment
JV1213	7/19/2012	101100	Cash Operating	Water	0.98		MOSQUITO Payment
JV1213	7/19/2012	115200	A/R-Billing	Water		0.98	MOSQUITO Payment
JV1213	7/19/2012	101100	Cash Operating	Water	3.62		STREET LIGHT Payment
JV1213	7/19/2012	115200	A/R-Billing	Water		3.62	STREET LIGHT Payment
JV1213	7/19/2012	101100	Cash Operating	Water	16.86		WATER Payment
JV1213	7/19/2012	115200	A/R-Billing	Water		16.86	WATER Payment
JV1213	7/19/2012	101100	Cash Operating	Water	5.00		WATER Penalty Payment

Spring Lake Improvement District
Posted General Ledger Transactions - Journal Vouchers

Session ID	Effective Date	GL Code	GL Title	Department Title	Debit	Credit	Transaction Description
JV1213	7/19/2012	115200	A/R-Billing	Water		5.00	WATER Penalty Payment
JV1213	7/19/2012	101100	Cash Operating	Water		1.21	MOSQUITO Return Chck
JV1213	7/19/2012	115200	A/R-Billing	Water	1.21		MOSQUITO Return Chck
JV1213	7/19/2012	101100	Cash Operating	Water		4.47	STREET LIGHT Return Chck
JV1213	7/19/2012	115200	A/R-Billing	Water	4.47		STREET LIGHT Return Chck
JV1213	7/19/2012	101100	Cash Operating	Water		27.18	WATER Return Chck
JV1213	7/19/2012	115200	A/R-Billing	Water	27.18		WATER Return Chck
JV1213	7/19/2012	369903	Miscellaneous Income	Water		25.00	WATER Misc
JV1213	7/19/2012	115200	A/R-Billing	Water	25.00		WATER Misc
JV1213	7/19/2012	101100	Cash Operating	Water	25.00		WATER Miscellanous Paymen
JV1213	7/19/2012	115200	A/R-Billing	Water		25.00	WATER Miscellanous Paymen
JV1213	7/19/2012	343300	Water Revenue	Water	5.00		WATER Penalty Adjustment
JV1213	7/19/2012	115200	A/R-Billing	Water		5.00	WATER Penalty Adjustment
JV1213	7/19/2012	101100	Cash Operating	Water	0.22		WATER Payment
JV1213	7/19/2012	115200	A/R-Billing	Water		0.22	WATER Payment
Total JV1213					98,991.30	98,991.30	
JV1212	7/19/2012	513600	Capital Outlay	Water	89.99		Move Mud Flaps for F150 to Water Fund
JV1212	7/19/2012	101100	Cash Operating	Water		89.99	Move Mud Flaps for Water F150 to Water Fund
JV1212	7/19/2012	101100	Cash Operating	Drainage	89.99		Move Mud Flaps for Water F150 to Water Fund
JV1212	7/19/2012	513600	Capital Outlay	Drainage		89.99	Move Mud Flaps for Water F150 to Water Fund
Total JV1212					179.98	179.98	
JV1213	7/20/2012	207102	Due to Mosquito	Water		0.07	MOSQUITO Charge
JV1213	7/20/2012	115200	A/R-Billing	Water	0.07		MOSQUITO Charge
JV1213	7/20/2012	207101	Street Lights on Water Bill	Water		0.24	STREET LIGHT Charge
JV1213	7/20/2012	115200	A/R-Billing	Water	0.24		STREET LIGHT Charge
JV1213	7/20/2012	343300	Water Revenue	Water		1.20	WATER Charge
JV1213	7/20/2012	115200	A/R-Billing	Water	1.20		WATER Charge
JV1213	7/20/2012	220100	Customer Deposits	Water		100.00	WATER Dep Charge

Spring Lake Improvement District
Posted General Ledger Transactions - Journal Vouchers

Session ID	Effective Date	GL Code	GL Title	Department Title	Debit	Credit	Transaction Description
JV1213	7/20/2012	115500	A/R WA Deposits	Water	100.00		WATER Dep Charge
JV1213	7/20/2012	101100	Cash Operating	Water	100.00		WATER Dep Payment
JV1213	7/20/2012	220100	Customer Deposits	Water		100.00	WATER Dep Payment
JV1213	7/20/2012	220100	Customer Deposits	Water	100.00		WATER Dep Payment
JV1213	7/20/2012	115500	A/R WA Deposits	Water		100.00	WATER Dep Payment
JV1213	7/20/2012	207102	Due to Mosquito	Water	1.05		MOSQUITO Adjustment
JV1213	7/20/2012	115200	A/R-Billing	Water		1.05	MOSQUITO Adjustment
JV1213	7/20/2012	207101	Street Lights on Water Bill	Water	3.86		STREET LIGHT Adjustment
JV1213	7/20/2012	115200	A/R-Billing	Water		3.86	STREET LIGHT Adjustment
JV1213	7/20/2012	343300	Water Revenue	Water	19.20		WATER Adjustment
JV1213	7/20/2012	115200	A/R-Billing	Water		19.20	WATER Adjustment
JV1213	7/20/2012	101100	Cash Operating	Water	1.21		MOSQUITO Payment
JV1213	7/20/2012	115200	A/R-Billing	Water		1.21	MOSQUITO Payment
JV1213	7/20/2012	101100	Cash Operating	Water	4.47		STREET LIGHT Payment
JV1213	7/20/2012	115200	A/R-Billing	Water		4.47	STREET LIGHT Payment
JV1213	7/20/2012	101100	Cash Operating	Water	29.69		WATER Payment
JV1213	7/20/2012	115200	A/R-Billing	Water		29.69	WATER Payment
JV1213	7/20/2012	101100	Cash Operating	Water	5.00		WATER Penalty Payment
JV1213	7/20/2012	115200	A/R-Billing	Water		5.00	WATER Penalty Payment
JV1213	7/20/2012	101100	Cash Operating	Water	0.98		MOSQUITO Payment
JV1213	7/20/2012	115200	A/R-Billing	Water		0.98	MOSQUITO Payment
JV1213	7/20/2012	101100	Cash Operating	Water	3.62		STREET LIGHT Payment
JV1213	7/20/2012	115200	A/R-Billing	Water		3.62	STREET LIGHT Payment
JV1213	7/20/2012	101100	Cash Operating	Water	42.65		WATER Payment
JV1213	7/20/2012	115200	A/R-Billing	Water		42.65	WATER Payment
JV1213	7/20/2012	101100	Cash Operating	Water	5.00		WATER Penalty Payment
JV1213	7/20/2012	115200	A/R-Billing	Water		5.00	WATER Penalty Payment
JV1213	7/20/2012	101100	Cash Operating	Water		0.30	MOSQUITO Return Chck
JV1213	7/20/2012	115200	A/R-Billing	Water	0.30		MOSQUITO Return Chck
JV1213	7/20/2012	101100	Cash Operating	Water		3.62	STREET LIGHT Return Chck
JV1213	7/20/2012	115200	A/R-Billing	Water	3.62		STREET LIGHT Return Chck
JV1213	7/20/2012	101100	Cash Operating	Water		18.71	WATER Return Chck
JV1213	7/20/2012	115200	A/R-Billing	Water	18.71		WATER Return Chck
JV1213	7/20/2012	343300	Water Revenue	Water	5.00		WATER Penalty Adjustment
JV1213	7/20/2012	115200	A/R-Billing	Water		5.00	WATER Penalty Adjustment
JV1213	7/20/2012	101100	Cash Operating	Water	5.50		MOSQUITO Payment
JV1213	7/20/2012	115200	A/R-Billing	Water		5.50	MOSQUITO Payment

Spring Lake Improvement District
Posted General Ledger Transactions - Journal Vouchers

<u>Session ID</u>	<u>Effective Date</u>	<u>GL Code</u>	<u>GL Title</u>	<u>Department Title</u>	<u>Debit</u>	<u>Credit</u>	<u>Transaction Description</u>
JV1213	7/20/2012	101100	Cash Operating	Water	24.85		STREET LIGHT Payment
JV1213	7/20/2012	115200	A/R-Billing	Water		24.85	STREET LIGHT Payment
JV1213	7/20/2012	101100	Cash Operating	Water	419.73		WATER Payment
JV1213	7/20/2012	115200	A/R-Billing	Water		419.73	WATER Payment
JV1213	7/20/2012	101100	Cash Operating	Water	50.00		WATER Penalty Payment
JV1213	7/20/2012	115200	A/R-Billing	Water		50.00	WATER Penalty Payment
JV1213	7/23/2012	101100	Cash Operating	Water		0.98	MOSQUITO Return Chck
JV1213	7/23/2012	115200	A/R-Billing	Water	0.98		MOSQUITO Return Chck
JV1213	7/23/2012	101100	Cash Operating	Water		3.62	STREET LIGHT Return Chck
JV1213	7/23/2012	115200	A/R-Billing	Water	3.62		STREET LIGHT Return Chck
JV1213	7/23/2012	101100	Cash Operating	Water		21.50	WATER Return Chck
JV1213	7/23/2012	115200	A/R-Billing	Water	21.50		WATER Return Chck
JV1213	7/23/2012	101100	Cash Operating	Water	1.96		MOSQUITO Payment
JV1213	7/23/2012	115200	A/R-Billing	Water		1.96	MOSQUITO Payment
JV1213	7/23/2012	101100	Cash Operating	Water	7.24		STREET LIGHT Payment
JV1213	7/23/2012	115200	A/R-Billing	Water		7.24	STREET LIGHT Payment
JV1213	7/23/2012	101100	Cash Operating	Water	57.48		WATER Payment
JV1213	7/23/2012	115200	A/R-Billing	Water		57.48	WATER Payment
JV1213	7/23/2012	369903	Miscellaneous Income	Water		50.00	WATER Misc
JV1213	7/23/2012	115200	A/R-Billing	Water	50.00		WATER Misc
JV1213	7/23/2012	343300	Water Revenue	Water	5.00		WATER Penalty Adjustment
JV1213	7/23/2012	115200	A/R-Billing	Water		5.00	WATER Penalty Adjustment
JV1213	7/23/2012	101100	Cash Operating	Water	33.00		MOSQUITO Payment
JV1213	7/23/2012	115200	A/R-Billing	Water		33.00	MOSQUITO Payment
JV1213	7/23/2012	101100	Cash Operating	Water	131.10		STREET LIGHT Payment
JV1213	7/23/2012	115200	A/R-Billing	Water		131.10	STREET LIGHT Payment
JV1213	7/23/2012	101100	Cash Operating	Water	1,024.90		WATER Payment
JV1213	7/23/2012	115200	A/R-Billing	Water		1,024.90	WATER Payment
JV1213	7/23/2012	101100	Cash Operating	Water	78.68		WATER Miscellanous Paymen
JV1213	7/23/2012	115200	A/R-Billing	Water		78.68	WATER Miscellanous Paymen
JV1213	7/23/2012	101100	Cash Operating	Water	70.00		WATER Penalty Payment
JV1213	7/23/2012	115200	A/R-Billing	Water		70.00	WATER Penalty Payment
JV1213	7/23/2012	101100	Cash Operating	Water	18.27		MOSQUITO Payment
JV1213	7/23/2012	115200	A/R-Billing	Water		18.27	MOSQUITO Payment
JV1213	7/23/2012	101100	Cash Operating	Water	67.49		STREET LIGHT Payment
JV1213	7/23/2012	115200	A/R-Billing	Water		67.49	STREET LIGHT Payment
JV1213	7/23/2012	101100	Cash Operating	Water	494.88		WATER Payment

Spring Lake Improvement District
Posted General Ledger Transactions - Journal Vouchers

<u>Session ID</u>	<u>Effective Date</u>	<u>GL Code</u>	<u>GL Title</u>	<u>Department Title</u>	<u>Debit</u>	<u>Credit</u>	<u>Transaction Description</u>
JV1213	7/23/2012	115200	A/R-Billing	Water		494.88	WATER Payment
JV1213	7/23/2012	101100	Cash Operating	Water	15.00		WATER Penalty Payment
JV1213	7/23/2012	115200	A/R-Billing	Water		15.00	WATER Penalty Payment
JV1213	7/23/2012	369903	Miscellaneous Income	Water		25.00	WATER Misc
JV1213	7/23/2012	115200	A/R-Billing	Water	25.00		WATER Misc
JV1213	7/23/2012	101100	Cash Operating	Water	0.98		MOSQUITO Payment
JV1213	7/23/2012	115200	A/R-Billing	Water		0.98	MOSQUITO Payment
JV1213	7/23/2012	101100	Cash Operating	Water	3.62		STREET LIGHT Payment
JV1213	7/23/2012	115200	A/R-Billing	Water		3.62	STREET LIGHT Payment
JV1213	7/23/2012	101100	Cash Operating	Water	18.00		WATER Payment
JV1213	7/23/2012	115200	A/R-Billing	Water		18.00	WATER Payment
JV1213	7/23/2012	101100	Cash Operating	Water	25.00		WATER Miscellaneous Paymen
JV1213	7/23/2012	115200	A/R-Billing	Water		25.00	WATER Miscellaneous Paymen
JV1213	7/23/2012	343300	Water Revenue	Water	5.00		WATER Penalty Adjustment
JV1213	7/23/2012	115200	A/R-Billing	Water		5.00	WATER Penalty Adjustment
JV1213	7/24/2012	343300	Water Revenue	Water	145.73		WATER Adjustment
JV1213	7/24/2012	115200	A/R-Billing	Water		145.73	WATER Adjustment
JV1213	7/24/2012	369903	Miscellaneous Income	Water		25.00	WATER Misc
JV1213	7/24/2012	115200	A/R-Billing	Water	25.00		WATER Misc
JV1213	7/24/2012	101100	Cash Operating	Water	28.82		MOSQUITO Payment
JV1213	7/24/2012	115200	A/R-Billing	Water		28.82	MOSQUITO Payment
JV1213	7/24/2012	101100	Cash Operating	Water	104.71		STREET LIGHT Payment
JV1213	7/24/2012	115200	A/R-Billing	Water		104.71	STREET LIGHT Payment
JV1213	7/24/2012	101100	Cash Operating	Water	920.10		WATER Payment
JV1213	7/24/2012	115200	A/R-Billing	Water		920.10	WATER Payment
JV1213	7/24/2012	101100	Cash Operating	Water	20.00		WATER Penalty Payment
JV1213	7/24/2012	115200	A/R-Billing	Water		20.00	WATER Penalty Payment
JV1213	7/24/2012	207102	Due to Mosquito	Water		0.20	MOSQUITO Charge
JV1213	7/24/2012	115200	A/R-Billing	Water	0.20		MOSQUITO Charge
JV1213	7/24/2012	220100	Customer Deposits	Water	1.18		MOSQUITO Dep Apply
JV1213	7/24/2012	115200	A/R-Billing	Water		1.18	MOSQUITO Dep Apply
JV1213	7/24/2012	207101	Street Lights on Water Bill	Water		0.72	STREET LIGHT Charge
JV1213	7/24/2012	115200	A/R-Billing	Water	0.72		STREET LIGHT Charge
JV1213	7/24/2012	220100	Customer Deposits	Water	4.34		STREET LIGHT Dep Apply
JV1213	7/24/2012	115200	A/R-Billing	Water		4.34	STREET LIGHT Dep Apply

Spring Lake Improvement District
Posted General Ledger Transactions - Journal Vouchers

Session ID	Effective Date	GL Code	GL Title	Department Title	Debit	Credit	Transaction Description
JV1213	7/24/2012	343300	Water Revenue	Water		5.15	WATER Charge
JV1213	7/24/2012	115200	A/R-Billing	Water	5.15		WATER Charge
JV1213	7/24/2012	220100	Customer Deposits	Water	30.84		WATER Dep Apply
JV1213	7/24/2012	115200	A/R-Billing	Water		30.84	WATER Dep Apply
JV1213	7/24/2012	220100	Customer Deposits	Water	63.64		WATER Dep Refund
JV1213	7/24/2012	220200	Refunds	Water		63.64	WATER Dep Refund
JV1213	7/25/2012	101100	Cash Operating	Water	0.98		MOSQUITO Payment
JV1213	7/25/2012	115200	A/R-Billing	Water		0.98	MOSQUITO Payment
JV1213	7/25/2012	101100	Cash Operating	Water	3.62		STREET LIGHT Payment
JV1213	7/25/2012	115200	A/R-Billing	Water		3.62	STREET LIGHT Payment
JV1213	7/25/2012	101100	Cash Operating	Water	36.85		WATER Payment
JV1213	7/25/2012	115200	A/R-Billing	Water		36.85	WATER Payment
JV1213	7/25/2012	101100	Cash Operating	Water	5.00		WATER Penalty Payment
JV1213	7/25/2012	115200	A/R-Billing	Water		5.00	WATER Penalty Payment
JV1213	7/25/2012	101100	Cash Operating	Water	20.85		MOSQUITO Payment
JV1213	7/25/2012	115200	A/R-Billing	Water		20.85	MOSQUITO Payment
JV1213	7/25/2012	101100	Cash Operating	Water	105.99		STREET LIGHT Payment
JV1213	7/25/2012	115200	A/R-Billing	Water		105.99	STREET LIGHT Payment
JV1213	7/25/2012	101100	Cash Operating	Water	800.81		WATER Payment
JV1213	7/25/2012	115200	A/R-Billing	Water		800.81	WATER Payment
JV1213	7/25/2012	101100	Cash Operating	Water	45.00		WATER Penalty Payment
JV1213	7/25/2012	115200	A/R-Billing	Water		45.00	WATER Penalty Payment
JV1213	7/25/2012	343300	Water Revenue	Water	5.00		WATER Penalty Adjustment
JV1213	7/25/2012	115200	A/R-Billing	Water		5.00	WATER Penalty Adjustment
JV1213	7/25/2012	207102	Due to Mosquito	Water		0.23	MOSQUITO Charge
JV1213	7/25/2012	115200	A/R-Billing	Water	0.23		MOSQUITO Charge
JV1213	7/25/2012	220100	Customer Deposits	Water	1.21		MOSQUITO Dep Apply
JV1213	7/25/2012	115200	A/R-Billing	Water		1.21	MOSQUITO Dep Apply
JV1213	7/25/2012	207101	Street Lights on Water Bill	Water		0.84	STREET LIGHT Charge
JV1213	7/25/2012	115200	A/R-Billing	Water	0.84		STREET LIGHT Charge
JV1213	7/25/2012	220100	Customer Deposits	Water	4.46		STREET LIGHT Dep Apply
JV1213	7/25/2012	115200	A/R-Billing	Water		4.46	STREET LIGHT Dep Apply
JV1213	7/25/2012	343300	Water Revenue	Water		5.50	WATER Charge
JV1213	7/25/2012	115200	A/R-Billing	Water	5.50		WATER Charge
JV1213	7/25/2012	220100	Customer Deposits	Water	35.40		WATER Dep Apply
JV1213	7/25/2012	115200	A/R-Billing	Water		35.40	WATER Dep Apply
JV1213	7/25/2012	220100	Customer Deposits	Water	8.93		WATER Dep Refund

Spring Lake Improvement District
Posted General Ledger Transactions - Journal Vouchers

<u>Session ID</u>	<u>Effective Date</u>	<u>GL Code</u>	<u>GL Title</u>	<u>Department Title</u>	<u>Debit</u>	<u>Credit</u>	<u>Transaction Description</u>
JV1213	7/25/2012	220200	Refunds	Water		8.93	WATER Dep Refund
JV1213	7/26/2012	101100	Cash Operating	Water	0.98		MOSQUITO Payment
JV1213	7/26/2012	115200	A/R-Billing	Water		0.98	MOSQUITO Payment
JV1213	7/26/2012	101100	Cash Operating	Water	3.62		STREET LIGHT Payment
JV1213	7/26/2012	115200	A/R-Billing	Water		3.62	STREET LIGHT Payment
JV1213	7/26/2012	101100	Cash Operating	Water	95.40		WATER Payment
JV1213	7/26/2012	115200	A/R-Billing	Water		95.40	WATER Payment
JV1213	7/26/2012	101100	Cash Operating	Water	0.98		MOSQUITO Payment
JV1213	7/26/2012	115200	A/R-Billing	Water		0.98	MOSQUITO Payment
JV1213	7/26/2012	101100	Cash Operating	Water	3.62		STREET LIGHT Payment
JV1213	7/26/2012	115200	A/R-Billing	Water		3.62	STREET LIGHT Payment
JV1213	7/26/2012	101100	Cash Operating	Water	32.07		WATER Payment
JV1213	7/26/2012	115200	A/R-Billing	Water		32.07	WATER Payment
JV1213	7/26/2012	101100	Cash Operating	Water	0.98		MOSQUITO Payment
JV1213	7/26/2012	115200	A/R-Billing	Water		0.98	MOSQUITO Payment
JV1213	7/26/2012	101100	Cash Operating	Water	3.62		STREET LIGHT Payment
JV1213	7/26/2012	115200	A/R-Billing	Water		3.62	STREET LIGHT Payment
JV1213	7/26/2012	101100	Cash Operating	Water	23.18		WATER Payment
JV1213	7/26/2012	115200	A/R-Billing	Water		23.18	WATER Payment
JV1213	7/26/2012	101100	Cash Operating	Water	5.00		WATER Penalty Payment
JV1213	7/26/2012	115200	A/R-Billing	Water		5.00	WATER Penalty Payment
JV1213	7/26/2012	101100	Cash Operating	Water	23.46		MOSQUITO Payment
JV1213	7/26/2012	115200	A/R-Billing	Water		23.46	MOSQUITO Payment
JV1213	7/26/2012	101100	Cash Operating	Water	86.66		STREET LIGHT Payment
JV1213	7/26/2012	115200	A/R-Billing	Water		86.66	STREET LIGHT Payment
JV1213	7/26/2012	101100	Cash Operating	Water	915.12		WATER Payment
JV1213	7/26/2012	115200	A/R-Billing	Water		915.12	WATER Payment
JV1213	7/26/2012	101100	Cash Operating	Water	20.00		WATER Penalty Payment
JV1213	7/26/2012	115200	A/R-Billing	Water		20.00	WATER Penalty Payment
JV1213	7/26/2012	101100	Cash Operating	Water	10.03		MOSQUITO Payment
JV1213	7/26/2012	115200	A/R-Billing	Water		10.03	MOSQUITO Payment
JV1213	7/26/2012	101100	Cash Operating	Water	37.05		STREET LIGHT Payment
JV1213	7/26/2012	115200	A/R-Billing	Water		37.05	STREET LIGHT Payment
JV1213	7/26/2012	101100	Cash Operating	Water	386.67		WATER Payment
JV1213	7/26/2012	115200	A/R-Billing	Water		386.67	WATER Payment
JV1213	7/26/2012	101100	Cash Operating	Water	30.00		WATER Penalty Payment
JV1213	7/26/2012	115200	A/R-Billing	Water		30.00	WATER Penalty Payment
JV1213	7/26/2012	101100	Cash Operating	Water	1.96		MOSQUITO Payment

Spring Lake Improvement District
Posted General Ledger Transactions - Journal Vouchers

<u>Session ID</u>	<u>Effective Date</u>	<u>GL Code</u>	<u>GL Title</u>	<u>Department Title</u>	<u>Debit</u>	<u>Credit</u>	<u>Transaction Description</u>
JV1213	7/26/2012	115200	A/R-Billing	Water		1.96	MOSQUITO Payment
JV1213	7/26/2012	101100	Cash Operating	Water	10.86		STREET LIGHT Payment
JV1213	7/26/2012	115200	A/R-Billing	Water		10.86	STREET LIGHT Payment
JV1213	7/26/2012	101100	Cash Operating	Water	82.18		WATER Payment
JV1213	7/26/2012	115200	A/R-Billing	Water		82.18	WATER Payment
JV1213	7/26/2012	101100	Cash Operating	Water	5.00		WATER Penalty Payment
JV1213	7/26/2012	115200	A/R-Billing	Water		5.00	WATER Penalty Payment
JV1213	7/27/2012	101100	Cash Operating	Water	2.42		MOSQUITO Payment
JV1213	7/27/2012	115200	A/R-Billing	Water		2.42	MOSQUITO Payment
JV1213	7/27/2012	101100	Cash Operating	Water	8.94		STREET LIGHT Payment
JV1213	7/27/2012	115200	A/R-Billing	Water		8.94	STREET LIGHT Payment
JV1213	7/27/2012	101100	Cash Operating	Water	59.64		WATER Payment
JV1213	7/27/2012	115200	A/R-Billing	Water		59.64	WATER Payment
JV1213	7/27/2012	101100	Cash Operating	Water	5.00		WATER Penalty Payment
JV1213	7/27/2012	115200	A/R-Billing	Water		5.00	WATER Penalty Payment
JV1213	7/27/2012	101100	Cash Operating	Water	0.98		MOSQUITO Payment
JV1213	7/27/2012	115200	A/R-Billing	Water		0.98	MOSQUITO Payment
JV1213	7/27/2012	101100	Cash Operating	Water	3.62		STREET LIGHT Payment
JV1213	7/27/2012	115200	A/R-Billing	Water		3.62	STREET LIGHT Payment
JV1213	7/27/2012	101100	Cash Operating	Water	48.23		WATER Payment
JV1213	7/27/2012	115200	A/R-Billing	Water		48.23	WATER Payment
JV1213	7/27/2012	101100	Cash Operating	Water	5.00		WATER Penalty Payment
JV1213	7/27/2012	115200	A/R-Billing	Water		5.00	WATER Penalty Payment
JV1213	7/27/2012	101100	Cash Operating	Water	1.96		MOSQUITO Payment
JV1213	7/27/2012	115200	A/R-Billing	Water		1.96	MOSQUITO Payment
JV1213	7/27/2012	101100	Cash Operating	Water	7.24		STREET LIGHT Payment
JV1213	7/27/2012	115200	A/R-Billing	Water		7.24	STREET LIGHT Payment
JV1213	7/27/2012	101100	Cash Operating	Water	40.00		WATER Payment
JV1213	7/27/2012	115200	A/R-Billing	Water		40.00	WATER Payment
JV1213	7/27/2012	101100	Cash Operating	Water	5.00		WATER Penalty Payment
JV1213	7/27/2012	115200	A/R-Billing	Water		5.00	WATER Penalty Payment
JV1213	7/27/2012	207102	Due to Mosquito	Water		0.29	MOSQUITO Charge
JV1213	7/27/2012	115200	A/R-Billing	Water	0.29		MOSQUITO Charge
JV1213	7/27/2012	207101	Street Lights on Water Bill	Water		1.09	STREET LIGHT Charge
JV1213	7/27/2012	115200	A/R-Billing	Water	1.09		STREET LIGHT Charge
JV1213	7/27/2012	343300	Water Revenue	Water		5.43	WATER Charge
JV1213	7/27/2012	115200	A/R-Billing	Water	5.43		WATER Charge

Spring Lake Improvement District
Posted General Ledger Transactions - Journal Vouchers

Session ID	Effective Date	GL Code	GL Title	Department Title	Debit	Credit	Transaction Description
JV1213	7/27/2012	220100	Customer Deposits	Water		100.00	WATER Dep Charge
JV1213	7/27/2012	115500	A/R WA Deposits	Water	100.00		WATER Dep Charge
JV1213	7/27/2012	101100	Cash Operating	Water	100.00		WATER Dep Payment
JV1213	7/27/2012	220100	Customer Deposits	Water		100.00	WATER Dep Payment
JV1213	7/27/2012	220100	Customer Deposits	Water	100.00		WATER Dep Payment
JV1213	7/27/2012	115500	A/R WA Deposits	Water		100.00	WATER Dep Payment
JV1213	7/27/2012	369903	Miscellaneous Income	Water		25.00	WATER Misc
JV1213	7/27/2012	115200	A/R-Billing	Water	25.00		WATER Misc
JV1213	7/27/2012	101100	Cash Operating	Water	31.82		MOSQUITO Payment
JV1213	7/27/2012	115200	A/R-Billing	Water		31.82	MOSQUITO Payment
JV1213	7/27/2012	101100	Cash Operating	Water	121.16		STREET LIGHT Payment
JV1213	7/27/2012	115200	A/R-Billing	Water		121.16	STREET LIGHT Payment
JV1213	7/27/2012	101100	Cash Operating	Water	1,302.16		WATER Payment
JV1213	7/27/2012	115200	A/R-Billing	Water		1,302.16	WATER Payment
JV1213	7/27/2012	101100	Cash Operating	Water	30.00		WATER Penalty Payment
JV1213	7/27/2012	115200	A/R-Billing	Water		30.00	WATER Penalty Payment
JV1213	7/27/2012	101100	Cash Operating	Water	0.98		MOSQUITO Payment
JV1213	7/27/2012	115200	A/R-Billing	Water		0.98	MOSQUITO Payment
JV1213	7/27/2012	101100	Cash Operating	Water	3.62		STREET LIGHT Payment
JV1213	7/27/2012	115200	A/R-Billing	Water		3.62	STREET LIGHT Payment
JV1213	7/27/2012	101100	Cash Operating	Water	18.00		WATER Payment
JV1213	7/27/2012	115200	A/R-Billing	Water		18.00	WATER Payment
JV1213	7/27/2012	101100	Cash Operating	Water	1.21		MOSQUITO Payment
JV1213	7/27/2012	115200	A/R-Billing	Water		1.21	MOSQUITO Payment
JV1213	7/27/2012	101100	Cash Operating	Water	4.47		STREET LIGHT Payment
JV1213	7/27/2012	115200	A/R-Billing	Water		4.47	STREET LIGHT Payment
JV1213	7/27/2012	101100	Cash Operating	Water	22.68		WATER Payment
JV1213	7/27/2012	115200	A/R-Billing	Water		22.68	WATER Payment
JV1213	7/27/2012	207102	Due to Mosquito	Water		0.29	MOSQUITO Charge
JV1213	7/27/2012	115200	A/R-Billing	Water	0.29		MOSQUITO Charge
JV1213	7/27/2012	207101	Street Lights on Water Bill	Water		1.09	STREET LIGHT Charge
JV1213	7/27/2012	115200	A/R-Billing	Water	1.09		STREET LIGHT Charge
JV1213	7/27/2012	343300	Water Revenue	Water		5.46	WATER Charge
JV1213	7/27/2012	115200	A/R-Billing	Water	5.46		WATER Charge
JV1213	7/27/2012	220100	Customer Deposits	Water		100.00	WATER Dep Charge
JV1213	7/27/2012	115500	A/R WA Deposits	Water	100.00		WATER Dep Charge

Spring Lake Improvement District
Posted General Ledger Transactions - Journal Vouchers

Session ID	Effective Date	GL Code	GL Title	Department Title	Debit	Credit	Transaction Description
JV1213	7/27/2012	101100	Cash Operating	Water	100.00		WATER Dep Payment
JV1213	7/27/2012	220100	Customer Deposits	Water		100.00	WATER Dep Payment
JV1213	7/27/2012	220100	Customer Deposits	Water	100.00		WATER Dep Payment
JV1213	7/27/2012	115500	A/R WA Deposits	Water		100.00	WATER Dep Payment
JV1213	7/27/2012	369903	Miscellaneous Income	Water		25.00	WATER Misc
JV1213	7/27/2012	115200	A/R-Billing	Water	25.00		WATER Misc
JV1213	7/27/2012	101100	Cash Operating	Water	25.00		WATER Miscellaneous Paymen
JV1213	7/27/2012	115200	A/R-Billing	Water		25.00	WATER Miscellaneous Paymen
JV1213	7/27/2012	101100	Cash Operating	Water	7.32		MOSQUITO Payment
JV1213	7/27/2012	115200	A/R-Billing	Water		7.32	MOSQUITO Payment
JV1213	7/27/2012	101100	Cash Operating	Water	27.04		STREET LIGHT Payment
JV1213	7/27/2012	115200	A/R-Billing	Water		27.04	STREET LIGHT Payment
JV1213	7/27/2012	101100	Cash Operating	Water	249.66		WATER Payment
JV1213	7/27/2012	115200	A/R-Billing	Water		249.66	WATER Payment
JV1213	7/27/2012	101100	Cash Operating	Water	25.00		WATER Miscellaneous Paymen
JV1213	7/27/2012	115200	A/R-Billing	Water		25.00	WATER Miscellaneous Paymen
JV1213	7/27/2012	101100	Cash Operating	Water	10.00		WATER Penalty Payment
JV1213	7/27/2012	115200	A/R-Billing	Water		10.00	WATER Penalty Payment
JV1213	7/30/2012	101100	Cash Operating	Water	0.98		MOSQUITO Payment
JV1213	7/30/2012	115200	A/R-Billing	Water		0.98	MOSQUITO Payment
JV1213	7/30/2012	101100	Cash Operating	Water	3.62		STREET LIGHT Payment
JV1213	7/30/2012	115200	A/R-Billing	Water		3.62	STREET LIGHT Payment
JV1213	7/30/2012	101100	Cash Operating	Water	26.31		WATER Payment
JV1213	7/30/2012	115200	A/R-Billing	Water		26.31	WATER Payment
JV1213	7/30/2012	101100	Cash Operating	Water	5.00		WATER Penalty Payment
JV1213	7/30/2012	115200	A/R-Billing	Water		5.00	WATER Penalty Payment
JV1213	7/30/2012	101100	Cash Operating	Water	0.98		MOSQUITO Payment
JV1213	7/30/2012	115200	A/R-Billing	Water		0.98	MOSQUITO Payment
JV1213	7/30/2012	101100	Cash Operating	Water	3.62		STREET LIGHT Payment
JV1213	7/30/2012	115200	A/R-Billing	Water		3.62	STREET LIGHT Payment
JV1213	7/30/2012	101100	Cash Operating	Water	22.25		WATER Payment
JV1213	7/30/2012	115200	A/R-Billing	Water		22.25	WATER Payment
JV1213	7/30/2012	101100	Cash Operating	Water	5.00		WATER Penalty Payment
JV1213	7/30/2012	115200	A/R-Billing	Water		5.00	WATER Penalty Payment
JV1213	7/30/2012	101100	Cash Operating	Water	50.15		MOSQUITO Payment
JV1213	7/30/2012	115200	A/R-Billing	Water		50.15	MOSQUITO Payment
JV1213	7/30/2012	101100	Cash Operating	Water	194.57		STREET LIGHT Payment

Spring Lake Improvement District
Posted General Ledger Transactions - Journal Vouchers

Session ID	Effective Date	GL Code	GL Title	Department Title	Debit	Credit	Transaction Description
JV1213	7/30/2012	115200	A/R-Billing	Water		194.57	STREET LIGHT Payment
JV1213	7/30/2012	101100	Cash Operating	Water	1,522.36		WATER Payment
JV1213	7/30/2012	115200	A/R-Billing	Water		1,522.36	WATER Payment
JV1213	7/30/2012	101100	Cash Operating	Water	52.79		WATER Miscellaneous Paymen
JV1213	7/30/2012	115200	A/R-Billing	Water		52.79	WATER Miscellaneous Paymen
JV1213	7/30/2012	101100	Cash Operating	Water	50.00		WATER Penalty Payment
JV1213	7/30/2012	115200	A/R-Billing	Water		50.00	WATER Penalty Payment
JV1213	7/30/2012	343300	Water Revenue	Water	69.85		WATER Adjustment
JV1213	7/30/2012	115200	A/R-Billing	Water		69.85	WATER Adjustment
JV1213	7/30/2012	369903	Miscellaneous Income	Water		125.00	WATER Misc
JV1213	7/30/2012	115200	A/R-Billing	Water	125.00		WATER Misc
JV1213	7/30/2012	369903	Miscellaneous Income	Water		125.00	WATER Misc
JV1213	7/30/2012	115200	A/R-Billing	Water	125.00		WATER Misc
JV1213	7/30/2012	101100	Cash Operating	Water	0.62		MOSQUITO Payment
JV1213	7/30/2012	115200	A/R-Billing	Water		0.62	MOSQUITO Payment
JV1213	7/30/2012	101100	Cash Operating	Water	2.29		STREET LIGHT Payment
JV1213	7/30/2012	115200	A/R-Billing	Water		2.29	STREET LIGHT Payment
JV1213	7/30/2012	101100	Cash Operating	Water	18.56		WATER Payment
JV1213	7/30/2012	115200	A/R-Billing	Water		18.56	WATER Payment
JV1213	7/30/2012	207102	Due to Mosquito	Water		0.39	MOSQUITO Charge
JV1213	7/30/2012	115200	A/R-Billing	Water	0.39		MOSQUITO Charge
JV1213	7/30/2012	220100	Customer Deposits	Water	0.39		MOSQUITO Dep Apply
JV1213	7/30/2012	115200	A/R-Billing	Water		0.39	MOSQUITO Dep Apply
JV1213	7/30/2012	207101	Street Lights on Water Bill	Water		1.45	STREET LIGHT Charge
JV1213	7/30/2012	115200	A/R-Billing	Water	1.45		STREET LIGHT Charge
JV1213	7/30/2012	220100	Customer Deposits	Water	1.45		STREET LIGHT Dep Apply
JV1213	7/30/2012	115200	A/R-Billing	Water		1.45	STREET LIGHT Dep Apply
JV1213	7/30/2012	343300	Water Revenue	Water		10.83	WATER Charge
JV1213	7/30/2012	115200	A/R-Billing	Water	10.83		WATER Charge
JV1213	7/30/2012	220100	Customer Deposits	Water	10.83		WATER Dep Apply
JV1213	7/30/2012	115200	A/R-Billing	Water		10.83	WATER Dep Apply
JV1213	7/30/2012	220100	Customer Deposits	Water	87.33		WATER Dep Refund
JV1213	7/30/2012	220200	Refunds	Water		87.33	WATER Dep Refund
JV1213	7/30/2012	207102	Due to Mosquito	Water		0.39	MOSQUITO Charge
JV1213	7/30/2012	115200	A/R-Billing	Water	0.39		MOSQUITO Charge

Spring Lake Improvement District
Posted General Ledger Transactions - Journal Vouchers

<u>Session ID</u>	<u>Effective Date</u>	<u>GL Code</u>	<u>GL Title</u>	<u>Department Title</u>	<u>Debit</u>	<u>Credit</u>	<u>Transaction Description</u>
JV1213	7/30/2012	220100	Customer Deposits	Water	1.37		MOSQUITO Dep Apply
JV1213	7/30/2012	115200	A/R-Billing	Water		1.37	MOSQUITO Dep Apply
JV1213	7/30/2012	207101	Street Lights on Water Bill	Water		1.45	STREET LIGHT Charge
JV1213	7/30/2012	115200	A/R-Billing	Water	1.45		STREET LIGHT Charge
JV1213	7/30/2012	220100	Customer Deposits	Water	5.07		STREET LIGHT Dep Apply
JV1213	7/30/2012	115200	A/R-Billing	Water		5.07	STREET LIGHT Dep Apply
JV1213	7/30/2012	343300	Water Revenue	Water		7.29	WATER Charge
JV1213	7/30/2012	115200	A/R-Billing	Water	7.29		WATER Charge
JV1213	7/30/2012	220100	Customer Deposits	Water	25.41		WATER Dep Apply
JV1213	7/30/2012	115200	A/R-Billing	Water		25.41	WATER Dep Apply
JV1213	7/30/2012	220100	Customer Deposits	Water	13.15		WATER Dep Refund
JV1213	7/30/2012	220200	Refunds	Water		13.15	WATER Dep Refund
JV1213	7/30/2012	101100	Cash Operating	Water	27.70		MOSQUITO Payment
JV1213	7/30/2012	115200	A/R-Billing	Water		27.70	MOSQUITO Payment
JV1213	7/30/2012	101100	Cash Operating	Water	103.06		STREET LIGHT Payment
JV1213	7/30/2012	115200	A/R-Billing	Water		103.06	STREET LIGHT Payment
JV1213	7/30/2012	101100	Cash Operating	Water	942.83		WATER Payment
JV1213	7/30/2012	115200	A/R-Billing	Water		942.83	WATER Payment
JV1213	7/30/2012	101100	Cash Operating	Water	56.28		WATER Miscellaneous Paymen
JV1213	7/30/2012	115200	A/R-Billing	Water		56.28	WATER Miscellaneous Paymen
JV1213	7/30/2012	101100	Cash Operating	Water	10.00		WATER Penalty Payment
JV1213	7/30/2012	115200	A/R-Billing	Water		10.00	WATER Penalty Payment
JV1213	7/30/2012	220100	Customer Deposits	Water	100.00		WATER Dep Refund
JV1213	7/30/2012	220200	Refunds	Water		100.00	WATER Dep Refund
JV1213	7/30/2012	220100	Customer Deposits	Water	45.00		WATER Dep Refund
JV1213	7/30/2012	220200	Refunds	Water		45.00	WATER Dep Refund
JV1213	7/30/2012	220100	Customer Deposits	Water	50.00		WATER Dep Refund
JV1213	7/30/2012	220200	Refunds	Water		50.00	WATER Dep Refund
JV1213	7/30/2012	220100	Customer Deposits	Water	50.00		WATER Dep Refund
JV1213	7/30/2012	220200	Refunds	Water		50.00	WATER Dep Refund
JV1213	7/30/2012	220100	Customer Deposits	Water	50.00		WATER Dep Refund
JV1213	7/30/2012	220200	Refunds	Water		50.00	WATER Dep Refund
JV1213	7/30/2012	220100	Customer Deposits	Water	50.00		WATER Dep Refund
JV1213	7/30/2012	220200	Refunds	Water		50.00	WATER Dep Refund
JV1213	7/30/2012	220100	Customer Deposits	Water	50.00		WATER Dep Refund

Spring Lake Improvement District
Posted General Ledger Transactions - Journal Vouchers

<u>Session ID</u>	<u>Effective Date</u>	<u>GL Code</u>	<u>GL Title</u>	<u>Department Title</u>	<u>Debit</u>	<u>Credit</u>	<u>Transaction Description</u>
JV1213	7/30/2012	220200	Refunds	Water		50.00	WATER Dep Refund
JV1213	7/30/2012	220100	Customer Deposits	Water	49.50		WATER Dep Refund
JV1213	7/30/2012	220200	Refunds	Water		49.50	WATER Dep Refund
JV1213	7/30/2012	220100	Customer Deposits	Water	50.00		WATER Dep Refund
JV1213	7/30/2012	220200	Refunds	Water		50.00	WATER Dep Refund
JV1213	7/30/2012	220100	Customer Deposits	Water	50.00		WATER Dep Refund
JV1213	7/30/2012	220200	Refunds	Water		50.00	WATER Dep Refund
JV1213	7/30/2012	101100	Cash Operating	Water	0.98		MOSQUITO Payment
JV1213	7/30/2012	115200	A/R-Billing	Water		0.98	MOSQUITO Payment
JV1213	7/30/2012	101100	Cash Operating	Water	3.62		STREET LIGHT Payment
JV1213	7/30/2012	115200	A/R-Billing	Water		3.62	STREET LIGHT Payment
JV1213	7/30/2012	101100	Cash Operating	Water	18.00		WATER Payment
JV1213	7/30/2012	115200	A/R-Billing	Water		18.00	WATER Payment
JV1213	7/30/2012	207102	Due to Mosquito	Water		0.48	MOSQUITO Charge
JV1213	7/30/2012	115200	A/R-Billing	Water	0.48		MOSQUITO Charge
JV1213	7/30/2012	220100	Customer Deposits	Water	1.69		MOSQUITO Dep Apply
JV1213	7/30/2012	115200	A/R-Billing	Water		1.69	MOSQUITO Dep Apply
JV1213	7/30/2012	207101	Street Lights on Water Bill	Water		1.79	STREET LIGHT Charge
JV1213	7/30/2012	115200	A/R-Billing	Water	1.79		STREET LIGHT Charge
JV1213	7/30/2012	220100	Customer Deposits	Water	6.26		STREET LIGHT Dep Apply
JV1213	7/30/2012	115200	A/R-Billing	Water		6.26	STREET LIGHT Dep Apply
JV1213	7/30/2012	343300	Water Revenue	Water		8.29	WATER Charge
JV1213	7/30/2012	115200	A/R-Billing	Water	8.29		WATER Charge
JV1213	7/30/2012	220100	Customer Deposits	Water	29.05		WATER Dep Apply
JV1213	7/30/2012	115200	A/R-Billing	Water		29.05	WATER Dep Apply
JV1213	7/30/2012	220100	Customer Deposits	Water	12.50		WATER Dep Refund
JV1213	7/30/2012	220200	Refunds	Water		12.50	WATER Dep Refund
JV1213	7/30/2012	207102	Due to Mosquito	Water		0.39	MOSQUITO Charge
JV1213	7/30/2012	115200	A/R-Billing	Water	0.39		MOSQUITO Charge
JV1213	7/30/2012	220100	Customer Deposits	Water	0.39		MOSQUITO Dep Apply
JV1213	7/30/2012	115200	A/R-Billing	Water		0.39	MOSQUITO Dep Apply
JV1213	7/30/2012	207101	Street Lights on Water Bill	Water		1.45	STREET LIGHT Charge
JV1213	7/30/2012	115200	A/R-Billing	Water	1.45		STREET LIGHT Charge
JV1213	7/30/2012	220100	Customer Deposits	Water	1.45		STREET LIGHT Dep Apply
JV1213	7/30/2012	115200	A/R-Billing	Water		1.45	STREET LIGHT Dep Apply
JV1213	7/30/2012	343300	Water Revenue	Water		7.60	WATER Charge

Spring Lake Improvement District
Posted General Ledger Transactions - Journal Vouchers

<u>Session ID</u>	<u>Effective Date</u>	<u>GL Code</u>	<u>GL Title</u>	<u>Department Title</u>	<u>Debit</u>	<u>Credit</u>	<u>Transaction Description</u>
JV1213	7/30/2012	115200	A/R-Billing	Water	7.60		WATER Charge
JV1213	7/30/2012	220100	Customer Deposits	Water	7.60		WATER Dep Apply
JV1213	7/30/2012	115200	A/R-Billing	Water		7.60	WATER Dep Apply
JV1213	7/30/2012	220100	Customer Deposits	Water	90.56		WATER Dep Refund
JV1213	7/30/2012	220200	Refunds	Water		90.56	WATER Dep Refund
JV1213	7/30/2012	369903	Miscellaneous Income	Water		25.00	WATER Misc
JV1213	7/30/2012	115200	A/R-Billing	Water	25.00		WATER Misc
JV1213	7/31/2012	343300	Water Revenue	Water	17.86		WATER Adjustment
JV1213	7/31/2012	115200	A/R-Billing	Water		17.86	WATER Adjustment
JV1213	7/31/2012	207102	Due to Mosquito	Water	1.18		MOSQUITO Adjustment
JV1213	7/31/2012	115200	A/R-Billing	Water		1.18	MOSQUITO Adjustment
JV1213	7/31/2012	207101	Street Lights on Water Bill	Water	4.34		STREET LIGHT Adjustment
JV1213	7/31/2012	115200	A/R-Billing	Water		4.34	STREET LIGHT Adjustment
JV1213	7/31/2012	343300	Water Revenue	Water	42.05		WATER Adjustment
JV1213	7/31/2012	115200	A/R-Billing	Water		42.05	WATER Adjustment
JV1213	7/31/2012	369903	Miscellaneous Income	Water	50.00		WATER Miscellaneous Adjust
JV1213	7/31/2012	115200	A/R-Billing	Water		50.00	WATER Miscellaneous Adjust
JV1213	7/31/2012	101100	Cash Operating	Water	15.39		MOSQUITO Payment
JV1213	7/31/2012	115200	A/R-Billing	Water		15.39	MOSQUITO Payment
JV1213	7/31/2012	101100	Cash Operating	Water	56.17		STREET LIGHT Payment
JV1213	7/31/2012	115200	A/R-Billing	Water		56.17	STREET LIGHT Payment
JV1213	7/31/2012	101100	Cash Operating	Water	552.29		WATER Payment
JV1213	7/31/2012	115200	A/R-Billing	Water		552.29	WATER Payment
JV1213	7/31/2012	101100	Cash Operating	Water	5.00		WATER Penalty Payment
JV1213	7/31/2012	115200	A/R-Billing	Water		5.00	WATER Penalty Payment
JV1213	7/31/2012	101100	Cash Operating	Water	3.86		MOSQUITO Payment
JV1213	7/31/2012	115200	A/R-Billing	Water		3.86	MOSQUITO Payment
JV1213	7/31/2012	101100	Cash Operating	Water	17.86		STREET LIGHT Payment
JV1213	7/31/2012	115200	A/R-Billing	Water		17.86	STREET LIGHT Payment
JV1213	7/31/2012	101100	Cash Operating	Water	120.37		WATER Payment
JV1213	7/31/2012	115200	A/R-Billing	Water		120.37	WATER Payment
JV1213	7/31/2012	101100	Cash Operating	Water	25.00		WATER Miscellaneous Paymen
JV1213	7/31/2012	115200	A/R-Billing	Water		25.00	WATER Miscellaneous Paymen
JV1213	7/31/2012	101100	Cash Operating	Water	15.00		WATER Penalty Payment
JV1213	7/31/2012	115200	A/R-Billing	Water		15.00	WATER Penalty Payment

Spring Lake Improvement District
 Posted General Ledger Transactions - Journal Vouchers

<u>Session ID</u>	<u>Effective Date</u>	<u>GL Code</u>	<u>GL Title</u>	<u>Department Title</u>	<u>Debit</u>	<u>Credit</u>	<u>Transaction Description</u>
Total JV1213					15,364.58	15,364.58	
Report Total					120,425.60	120,425.60	

